

FIDEICOMISO GUATEFUTURO
Balance General al 31 de Octubre 2010
(Cifras en Quetzales)

| ACTIVO | TOTAL | MONEDA NACIONAL | MONEDA EXTRANJERA | PASIVO | TOTAL | MONEDA NACIONAL | MONEDA EXTRANJERA |
|--|----------------------|-----------------|-------------------|--|----------------------|-----------------|-------------------|
| DISPONIBILIDADES | 2,175,413.97 | | | OBLIGACIONES FINANCIERAS | 0.00 | | |
| Bancos del País | | 84,875.91 | 2,090,538.06 | Bonos | | | |
| Bancos del Exterior | | | | Pagares Financieros | | | |
| INVERSIONES | 30,000,000.00 | | | Obligaciones Financieras a la Orden | | | |
| En Títulos-Valores para Negociación | | | | Gastos Financieros por Pagar | | | |
| En Títulos-Valores para su Vencimiento | | 30,000,000.00 | | CUENTAS POR PAGAR | 8,167.51 | 8,167.51 | |
| Intereses Pagados En Compra De Valores | | | | Obligaciones Inmediatas | | | |
| Productos Financieros Por Cobrar | | | | Ingresos por Aplicar | | | |
| (-) Estimaciones | | | | Obligaciones Por Administración | | | |
| CARTERA DE CRÉDITOS | 2,676,551.47 | | | Otras | | | |
| Vigente | | | 2,676,551.47 | CREDITOS DIFERIDOS | 290,445.23 | | |
| Vencida | | | | Intereses Percibidos No Devengados | | 290,445.23 | |
| Productos Financieros Por Cobrar | | | | SUMA DEL PASIVO | 298,612.74 | | |
| (-) Estimaciones | | | | | | | |
| CUENTAS POR COBRAR | 82,455.40 | | | OTRAS CUENTAS ACREEDORAS | 0.00 | | |
| Deudores Varios | | 74,345.07 | 470,392.29 | PATRIMONIO FIDEICOMETIDO | | | |
| Cuentas Por Liquidar | | | | Aportes de Patrimonio | 37,203,892.19 | | |
| Productos por Cobrar | | | | Por Garantía | | 30,026,630.13 | 7,177,262.06 |
| (-) Estimaciones | | | 462,281.96 | Por Administración | | | |
| BIENES REALIZABLES | 0.00 | | | Por Planeación Patrimonial | | | |
| Activos Extraordinarios | | | | Rebajas de Patrimonio (-) | 6,273,332.75 | | |
| (-) Estimaciones | | | | Por Garantía | | 393,316.18 | 5,880,016.57 |
| INMUEBLES Y MUEBLES | 0.00 | | | Por Administración | | | |
| Inmuebles | | | | Por Planeación Patrimonial | | | |
| Muebles | | | | Patrimonio por Recibir (-) | 0.00 | | |
| (-) Depreciaciones Acumuladas | | | | Por Garantía | | | |
| CARGOS DIFERIDOS | 16,273.96 | | | Por Administración | | | |
| Gastos por Amortizar | | | | Por Planeación Patrimonial | | | |
| Gastos Anticipados | | 16,273.96 | | SUMA DE PATRIMONIO FIDEICOMETIDO | 30,930,559.44 | | |
| (-) Amortizaciones Acumuladas | | | | | | | |
| OTROS ACTIVOS | 0.00 | | | RESULTADOS DE EJERCICIOS ANTERIORES | 2,163,092.52 | 2,163,092.52 | |
| Aportes en Garantía | | | | Ganancias Por Aplicar De Ejercicios Anteriores | | | |
| Aportes por Administración | | | | Pérdidas Por Aplicar De Ejercicios Anteriores | | | |
| Aportes por Planeación Patrimonial | | | | Resultado del Ejercicio (+) ó (-) | 1,558,430.10 | | |
| SUMA DEL ACTIVO | 34,950,694.80 | | | SUMA CAPITAL CONTABLE | 34,652,082.06 | | |
| | | | | SUMA PASIVO Y PATRIMONIO | 34,950,694.80 | | |

Los saldos monetarios en moneda extranjera están expresados al tipo de cambio de referencia de Q 8.04286 por US\$ 1, publicado por el Banco de Guatemala el 31 de octubre 2010.

CONTINGENCIAS Y COMPROMISOS
CONTRA CUENTA (-)
Total de Cuentas de Contingencias y Compromisos

CUENTAS DE ORDEN
CONTRA CUENTA (-)
Total de Cuentas de Orden



99,670.19
99,670.19

Marco Antonio Samayoa Hernandez
Contador

Lic. Nelson Millán Cruz
Auditor

Lic. Carlos Alfredo Rosales Campo
Representante Legal


Lic. Nelson Millán Cruz
Gerente de División de Contratación Corporativa
Corporación GST Continental, S.A.




FIDEICOMISO GUATEFUTURO
ESTADO DE RESULTADOS
 Correspondientes del 01 de enero 2010 al 31 del Octubre 2010
 (Cifras en Quetzales)

| | | | |
|---|--------------|--------------|--------------|
| PRODUCTOS FINANCIEROS | | 2,085,215.75 | |
| Intereses | 2,085,215.75 | | |
| Comisiones | | | |
| GASTOS FINANCIEROS (-) | | | |
| Intereses | | | |
| Comisiones | | | |
| MARGEN POR INVERSIONES | | | 2,085,215.75 |
| PRODUCTOS POR SERVICIOS | | 1.15 | |
| Comisiones por Servicios Diversos | 1.15 | | |
| Arrendamientos | | | |
| Avalúos e Inspecciones | | | |
| Otros | | | |
| GASTOS POR SERVICIOS (-) | | 31.28 | |
| Comisiones Por Servicios | 31.28 | | |
| MARGEN POR SERVICIOS | | | (30.13) |
| OTROS PRODUCTOS Y GASTOS OPERACIÓN | | | |
| PRODUCTOS | | 68,467.74 | |
| Ganancia por Valor de Mercado de Títulos Valores | | | |
| Variaciones y Ganancias Cambiarias en Moneda Extranjera | 68,467.74 | | |
| Producto por Inversión en Acciones | | | |
| Producto por Promoción en Empresas | | | |
| GASTOS (-) | | 560,826.68 | |
| Perdida por Valor de Mercado de Títulos Valores | | | |
| Variaciones y Perdida Cambiarias en Moneda Extranjera | 98,544.72 | | |
| Cuentas Incobrables y de Dudosa Recuperación | 462,281.96 | | |
| Gastos por Promoción en Empresas | | | |
| MARGEN DE OTROS PRODUCTOS Y GASTOS OPERACIÓN | | | (492,358.94) |
| MARGEN OPERACIONAL BRUTO | | | 1,592,826.68 |
| GASTOS DE ADMINISTRACIÓN (-) | | | 372.04 |
| MARGEN OPERACIONAL NETO | | | 1,592,454.64 |
| PRODUCTOS Y GASTOS EXTRAORDINARIOS | | | |
| Productos Extraordinarios | | | |
| Gastos Extraordinarios (-) | | | |
| PRODUCTOS Y GASTOS DE EJERCICIOS ANTERIORES | | 68,328.42 | |
| Productos de ejercicios anteriores | 88,764.12 | | |
| Gastos de ejercicios anteriores (-) | 20,435.70 | | 68,328.42 |
| GANANCIA (PERDIDA) BRUTA | | | 1,660,783.06 |
| Impuesto Sobre la Renta (-) | | | 102,352.96 |
| GANANCIA (PERDIDA) NETA | | | 1,558,430.10 |

Guatemala, 31 del Octubre 2010


 Marco Antonio Samayoa Hernández
 Contador


 Lic. Nelson Millán Cruz
 Auditor


 Lic. Carlos Alfredo Rosales Campo
 Representante Legal

Lic. Nelson Millán Cruz
 Gerente de División de Contabilidad Corporativa
 Corporación GAT Continental, S.A.



FIDEICOMISO GUATEFUTURO
BALANCE DE SALDO
CORRESPONDIENTE AL 31 DE OCTUBRE 2010
CIFRAS EN QUETZALES

| No. DE CUENTA | NOMBRE DE LA CUENTA | SALDO MES ANTERIOR | | MOVIMIENTO DEL MES | | SALDO DEL EJERCICIO | |
|-------------------|--|----------------------|----------------------|---------------------|---------------------|----------------------|----------------------|
| | | DEBE | HABER | DEBE | HABER | DEBE | HABER |
| 101103.0101.01 | BCO. G&T CONTINENTAL 1-37221-9 | 206,006.49 | | 379,626.83 | 505,602.59 | 80,030.73 | |
| 101103.0102.01 | BCO. INDUSTRIAL CTA. 06-14786-8 | 77,840.01 | | 72,005.17 | 145,000.00 | 4,845.18 | |
| 101503.0101.01 | BCO. G&T CONTI 158017480 | 198,307.53 | | 62,563.55 | 946.37 | 259,924.71 | |
| 101603.80 | DIFERENCIAL CAMBIARIO | 1,414,961.91 | | 450,182.90 | 34,531.46 | 1,830,613.35 | |
| 102103.0201.01 | TITULOS-VALORES BCO. G&T CONTINENTAL 9-1 | 10,000,000.00 | | | | 10,000,000.00 | |
| 102103.0201.02 | TITULOS-VALORES BCO. G&T CONTINENTAL 7-1 | 5,000,000.00 | | | | 5,000,000.00 | |
| 102103.0202.01 | TITULOS-VALORES BCO. INDUS. 33-6-109920- | 10,000,000.00 | | | | 10,000,000.00 | |
| 102103.0202.02 | TITULOS-VALORES BCO. INDUSTRIAL 40-6-109 | 5,000,000.00 | | | | 5,000,000.00 | |
| 103601.0101.01 | CARTERA DE CREDITO BECAS | 372,937.19 | | 700.00 | 46,630.41 | 327,006.78 | |
| 103601.80 | DIFERENCIAL CAMBIARIO | 2,673,542.06 | | 4,893.00 | 328,890.37 | 2,349,544.69 | |
| 104101.9901 | CUENTAS POR COBRAR | 71,947.81 | | 74,315.07 | 71,917.81 | 74,345.07 | |
| 104601.80 | Diferencial Cambiario | 223,689.02 | | 189,794.26 | 1,152.59 | 412,330.69 | |
| 104601.9901 | SEGUROS SOBRE BENEFICIARIOS CREDITO-BECA | 870.25 | | 246.37 | 163.47 | 953.15 | |
| 104601.9902 | CONDONACIONES | 30,406.31 | | 26,702.14 | | 57,108.45 | |
| 110103.0301.01 | IMPUESTO DE ISR PAGADO ANTICIPADO | 19,777.38 | | | 3,503.42 | 16,273.96 | |
| 201604.0101 | CONDONACIONES | | 30,406.31 | | 26,702.14 | | 57,108.45 |
| 201604.80 | Diferencial Cambiario | | 217,114.08 | | 188,059.43 | | 405,173.51 |
| 305101.0501.01 | ISR POR PAGAR 5% | | 7,271.36 | 7,271.36 | 7,681.25 | | 7,681.25 |
| 305101.0501.02 | IVA POR PAGAR | | 99.34 | 99.34 | 486.22 | | 486.22 |
| 305101.9901 | INGRESOS POR APLICAR | | 0.04 | | | | 0.04 |
| 309101.0201.01 | INTERESES PERCIBIDOS NO DEVENGADOS BCO. | | 249,760.29 | 102,842.47 | | | 146,917.82 |
| 309101.0202.01 | INTERESES PERCIBIDOS NO DEVENGADOS BCO. | | 246,369.88 | 102,842.47 | | | 143,527.41 |
| 501101.0201.0101 | PATRIMONIO FIDEICOMETIDO | | 30,026,630.13 | | | | 30,026,630.13 |
| 501101.0202.0101 | PATRIMONIO CARTERA CREDITO BECAS US\$ PCB | | 297,881.00 | | | | 297,881.00 |
| 501101.0202.0102 | PATRIMONIO CARTERA CREDITO BECAS US\$ PCB | | 247,104.00 | | | | 247,104.00 |
| 501101.0202.0103 | PATRIMONIO CARTERA CREDITO BECAS US\$ PCB2 | | | | 331,727.50 | | 331,727.50 |
| 501101.0202.80 | Diferencial Cambiario | | 3,932,025.16 | | 2,368,524.40 | | 6,300,549.56 |
| 501102.0201.0101 | DEVOLUCION DE PATRIMONIO | 393,316.18 | | | | 393,316.18 | |
| 501102.0202.0101 | DESEMBOLSO EFECTUADOS CREDITOS BECAS | 254,397.31 | | 700.00 | | 255,097.31 | |
| 501102.0202.0201 | PATRIMONIO X DESEMBOLSAR BENEF. CREDITO | 130,408.17 | | 331,727.50 | 700.00 | 461,435.67 | |
| 501102.0202.80 | Diferencial Cambiario | 2,794,959.19 | | 2,368,524.40 | | 5,163,483.59 | |
| 512101 | Ganancias Por Aplicar De Ejercicios Ante | | 2,163,092.52 | | | | 2,163,092.52 |
| 601101.0101.01 | INTERESES CAPITALIZADOS 1-37221-9 | | 194.23 | | 54.81 | | 249.04 |
| 601101.0101.02 | INTERES CAPITALIZADOS CTA. 06-14786-8 BC | | 403.59 | | 87.36 | | 490.95 |
| 601101.0101.03 | INTERESES EN DOLARES 1-5801748-0 BCO. G&T | | 3,198.89 | | | | 3,198.89 |
| 601101.0101.04 | INTERESES CAP. CTA. 1-5801748-0 (5%) | | 1,329.27 | 15.05 | 800.34 | | 2,114.56 |
| 601101.0201.0201 | INTERESES TITULOS-VALORES BCO. INDUSTRIA | | 687,534.25 | | 74,315.07 | | 761,849.32 |
| 601101.0201.0204 | INTERESES TITULOS-VALORES BCO. G&T CONTI | | 687,534.25 | | 74,315.07 | | 761,849.32 |
| 601101.0201.0205 | INTERESES TITULOS-VALORES BCO. INDUSTRIA | | 162,739.71 | | 102,842.47 | | 265,582.18 |
| 601101.0201.0206 | INTERESES TITULOS-VALORES BCO. G&T CONTI | | 163,582.17 | | 102,842.47 | | 266,424.64 |
| 601101.0301.01 | INTERESES BENEFICIARIOS CREDITOS BECAS | | 19,405.05 | | 4,051.80 | | 23,456.85 |
| 602101.9901 | OTROS FONDOS | | 0.81 | | 0.34 | | 1.15 |
| 604101.01 | FLUCTUACION DE TIPO DE CAMBIO | | 59,468.23 | | 8,403.44 | | 67,871.67 |
| 604102.0301 | GANANCIA CAMBIARIA | | 596.07 | | | | 596.07 |
| 608101.01 | PRODUCTOS DE EJERCICIOS ANTERIORES | | 88,764.12 | | | | 88,764.12 |
| 702101.9901 | OTROS GASTOS | 31.28 | | | | 31.28 | |
| 704101.01 | FLUCTUACION DE TIPO DE CAMBIO | 61,294.59 | | 27,881.37 | | 89,175.96 | |
| 704102.0301 | PERDIDA CAMBIARIA | 2,814.88 | | 853.88 | | 3,668.76 | |
| 704199.01 | GASTOS DE TRANSFERENCIA | 5,500.00 | | 200.00 | | 5,700.00 | |
| 705103.01 | CONDONACIONES | 247,520.39 | | 214,761.57 | | 462,281.96 | |
| 706103.0101 | IPF CTA. 1-5801748-0 | 372.04 | | | | 372.04 | |
| 798101.01 | GASTOS DE EJERCICIOS ANTERIORES | 20,435.70 | | | | 20,435.70 | |
| 799101.01 | IMPUESTO SOBRE LA RENTA REGIMEN GENERAL | 91,169.06 | | 11,184.67 | 0.77 | 102,352.96 | |
| 903602.0101 | INTERESES POR DEVENGAR BENEF. CREDITO BE | 10,693.18 | | 368.25 | | 11,061.43 | |
| 903602.0102 | SEGUROS POR COBRAR BENEF. CREDITO BECA | 1,480.82 | | | 234.44 | 1,246.38 | |
| 903602.80 | DIFERENCIAL CAMBIARIO | 86,419.94 | | 2,593.53 | 1,651.09 | 87,362.38 | |
| 999999 | CUENTAS DE ORDEN POR CONTRA | | 98,593.94 | 1,885.53 | 2,961.78 | | 99,670.19 |
| Suma Total | | 39,391,098.69 | 39,391,098.69 | 4,434,780.68 | 4,434,780.68 | 42,469,998.36 | 42,469,998.36 |

Marco Antonio Samayoa Hernandez
Contador

Nelson Millian Cruz
Auditor

Lic. Carlos Alfredo Rosales Campo
Representante Legal

| No. Cuenta | Fecha | Tipo Docto. | No. Docto. | Nombre Cuenta Descripcion Movimiento | Saldo Anterior | Debe | Haber | Diferencia Movimiento | Saldo Ejercicio |
|----------------|------------|-------------|--------------|--------------------------------------|---------------------|-------------------|-------------------|-----------------------|---------------------|
| | | | | ACTIVO | 35,290,385.96 | 1,251,029.29 | 1,138,338.49 | 122,690.80 | 35,412,976.76 |
| 101 | | | | DISPONIBILIDADES | 1,897,115.94 | 964,378.45 | 636,080.42 | 278,288.03 | 2,175,413.97 |
| 1011 | | | | MONEDA NACIONAL | 283,846.50 | 451,632.00 | 650,602.59 | 198,970.59 | 84,875.91 |
| 101103 | | | | BANCOS DEL PAIS | 283,846.50 | 451,632.00 | 650,602.59 | 198,970.59 | 84,875.91 |
| 101103.01 | | | | Depositos Monetarios | 283,846.50 | 451,632.00 | 650,602.59 | 198,970.59 | 84,875.91 |
| 101103.0101 | | | | BANCO G&T CONTINENTAL | 206,006.49 | 378,628.83 | 505,602.59 | 125,975.76 | 80,030.73 |
| 101103.0101.01 | 01/10/2010 | 08811 | 201010000003 | Pago Carlos Heccho Sep10 | 206,006.49 | 378,628.83 | 505,602.59 | 125,975.76 | 80,030.73 |
| | 11/10/2010 | 08811 | 201010000004 | Pago ISR Oct2010 | | 2,962.24 | .00 | 2,962.24 | 2,962.24 |
| | 19/10/2010 | 08811 | 201010000006 | Ch. 6287487 Tras. Fondos | 145,000.00 | .00 | 7,270.59 | 4,308.35 | 4,308.35 |
| | 21/10/2010 | 08811 | 201010000007 | Ch. 93403 Trasl. Fondos | 5,593.00 | .00 | .00 | 140,691.65 | 140,691.65 |
| | 21/10/2010 | 08811 | 201010000007 | Ampliacion de Reserva. | 145,000.00 | .00 | .00 | 146,284.65 | 146,284.65 |
| | 21/10/2010 | 08811 | 201010000007 | Ampliacion de Reserva. | .00 | .00 | 145,000.00 | 291,284.65 | 291,284.65 |
| | 25/10/2010 | 08811 | 201010000009 | Ch. 93403 Trasl. Jose Miguel P | 3,734.01 | .00 | 5,793.00 | 146,284.65 | 146,284.65 |
| | 25/10/2010 | 08811 | 201010000008 | Pago Vivian Mendoza Alvarado | .00 | .00 | .00 | 140,491.65 | 140,491.65 |
| | 27/10/2010 | 08811 | 201010000010 | Reg. Pago IVA Sep2010 | .00 | 99.00 | .00 | 144,225.66 | 144,225.66 |
| | 29/10/2010 | 08811 | 201010000011 | Ch. 25085957 Compra US\$ | 74,315.97 | .00 | 347,440.00 | 203,313.34 | 203,313.34 |
| | 30/10/2010 | 08811 | 201010000013 | Ints. Dev. Y Per. Oct2010 | 2,967.70 | .00 | .00 | 128,998.27 | 128,998.27 |
| | 31/10/2010 | 08811 | 201010000015 | Pago Carlos Heccho Oct2010 | 54.81 | .00 | .00 | 126,030.57 | 126,030.57 |
| | | | | Ints. Oct2010 | | | | 125,975.76 | 125,975.76 |
| | | | | Total Debitos y Creditos..... | 379,628.83 | 505,602.59 | 125,975.76 | 125,975.76 | 125,975.76 |
| 101103.0102 | | | | Banco Industrial | 77,840.61 | 72,005.17 | 145,000.00 | 72,994.83 | 4,845.18 |
| 101103.0102.01 | 01/10/2010 | 08811 | 201010000002 | BOO INDUSTRIAL CTA. 06-14786-8 | 77,840.61 | 72,005.17 | 145,000.00 | 72,994.83 | 4,845.18 |
| | 19/10/2010 | 08811 | 201010000006 | Ints. Dev. Sep2010 | | 71,917.81 | .00 | 71,917.81 | 71,917.81 |
| | 31/10/2010 | 08811 | 201010000015 | Ch. 6287487 Tras. Fondos | | .00 | 145,000.00 | 73,082.19 | 73,082.19 |
| | | | | Ints. Oct2010 | | 87.36 | .00 | 72,994.83 | 72,994.83 |
| | | | | Total Debitos y Creditos..... | 77,840.61 | 72,005.17 | 145,000.00 | 72,994.83 | 72,994.83 |
| 1016 | | | | MONEDA EXTRANJERA | 1,613,269.44 | 512,746.45 | 35,477.83 | 477,268.62 | 2,090,538.06 |
| 101603 | | | | BANCOS DEL PAIS | 1,613,269.44 | 512,746.45 | 35,477.83 | 477,268.62 | 2,090,538.06 |
| 101603.01 | | | | Depositos Monetarios | 198,307.53 | 62,563.55 | 946.37 | 61,617.18 | 259,924.71 |
| 101603.0101 | | | | Banco G&T Continental | 198,307.53 | 62,563.55 | 946.37 | 61,617.18 | 259,924.71 |
| 101603.0101.01 | 15/10/2010 | 08811 | 201010000005 | Abono Capital Monica Maria Ale | 198,307.53 | 62,563.55 | 946.37 | 61,617.18 | 259,924.71 |
| | 21/10/2010 | 08811 | 201010000007 | Ch. 93402 Pago Seg. | | 18,375.40 | .00 | 18,375.40 | 18,375.40 |
| | 27/10/2010 | 08811 | 201010000010 | Ch. 93403 Trasl. Fondos | | .00 | 121.07 | 18,254.33 | 18,254.33 |
| | 27/10/2010 | 08811 | 201010000010 | Ch. 25085957 Compra US\$ | | 43,000.00 | .00 | 17,554.33 | 17,554.33 |
| | 29/10/2010 | 08811 | 201010000012 | Pago Cuota Maria Ines Castro | | 805.26 | .00 | 60,429.03 | 60,429.03 |
| | 31/10/2010 | 08811 | 201010000014 | Pago de Vilma Elizabeth Porres | | 283.38 | .00 | 61,234.29 | 61,234.29 |
| | 31/10/2010 | 08811 | 201010000015 | Ints. Oct2010 | | 99.51 | .00 | 61,517.67 | 61,517.67 |
| | | | | Total Debitos y Creditos..... | 1,613,269.44 | 512,746.45 | 35,477.83 | 477,268.62 | 2,090,538.06 |
| | | | | Total Debitos y Creditos..... | 1,414,961.91 | 450,182.80 | 34,531.46 | 415,651.44 | 1,830,613.35 |
| 101603.80 | | | | DIFERENCIAL CAMBIARIO | 1,414,961.91 | 450,182.80 | 34,531.46 | 415,651.44 | 1,830,613.35 |
| | 15/10/2010 | 08811 | 201010000005 | Abono Capital Monica Maria Ale | 1,414,961.91 | 450,182.80 | 34,531.46 | 415,651.44 | 1,830,613.35 |
| | 21/10/2010 | 08811 | 201010000007 | Ch. 93402 Pago Seg. | | .00 | 13,962.83 | 129,818.16 | 129,818.16 |
| | 21/10/2010 | 08811 | 201010000007 | TC. 7.99 Compra | | .00 | 850.13 | 115,855.33 | 115,855.33 |
| | 21/10/2010 | 08811 | 201010000007 | Perdida Cambiaria TC 7.99 | | .00 | 4,893.00 | 115,005.20 | 115,005.20 |
| | 27/10/2010 | 08811 | 201010000010 | Reg. Fluc. TC 8.0218 | | .00 | 22.26 | 110,112.20 | 110,112.20 |
| | 27/10/2010 | 08811 | 201010000010 | Ch. 25085957 Compra US\$ | | 303,608.38 | .00 | 110,089.94 | 110,089.94 |
| | 27/10/2010 | 08811 | 201010000010 | Reg. Fluc. TC. 8.06066 | | 8,358.39 | .00 | 100,776.91 | 100,776.91 |
| | 29/10/2010 | 08811 | 201010000012 | Pago Cuota Maria Ines Castro | | 884.70 | .00 | 404,385.29 | 404,385.29 |
| | 29/10/2010 | 08811 | 201010000012 | Ints. Oct2010 | | 5,671.33 | .00 | 412,773.68 | 412,773.68 |
| | | | | Total Debitos y Creditos..... | 1,414,961.91 | 450,182.80 | 34,531.46 | 415,651.44 | 1,830,613.35 |

| No. Cuenta | Fecha | Tipo Docto. | No. Docto. | Nombre Cuenta Descripción Movimiento | Saldo Anterior | Debe | Haber | Diferencia Movimiento | Saldo Ejercicio |
|----------------|------------|-------------|--------------|---|----------------|------------|------------|-----------------------|-----------------|
| 102 | | | | INVERSIONES | 30,000,000.00 | .00 | .00 | .00 | 30,000,000.00 |
| 1021 | | | | MONEDA NACIONAL | 30,000,000.00 | .00 | .00 | .00 | 30,000,000.00 |
| 102103 | | | | EN TITULOS-VALORES PARA SU VENCIMIENTO | 30,000,000.00 | .00 | .00 | .00 | 30,000,000.00 |
| 102103.02 | | | | De Instituciones Financieras | 30,000,000.00 | .00 | .00 | .00 | 30,000,000.00 |
| 102103.0201 | 29/10/2010 | 09811 | 201010000012 | Banco G&T Continental Reg. Fluc. TC 8.04286 | 15,000,000.00 | .00 | 4,605.51 | 412,954.80 | 412,954.80 |
| 102103.0201.01 | 31/10/2010 | 09811 | 201010000014 | TITULOS-VALORES BCO. G&T CONTINENTAL 3-1 Pago de Vilma Elizabeth Porres | 5,000,000.00 | 1,985.81 | .00 | 414,950.61 | 414,950.61 |
| 102103.0202 | 31/10/2010 | 09811 | 201010000015 | Banco Industrial Ints. Oct2010 | 10,000,000.00 | 700.83 | .00 | 415,651.44 | 415,651.44 |
| 102103.0202.01 | | | | TITULOS-VALORES BCO. G&T CONTINENTAL 7-1 | 10,000,000.00 | .00 | .00 | .00 | 10,000,000.00 |
| 102103.0202.02 | | | | TITULOS-VALORES BCO. INDUS. 33-6-109920- | 5,000,000.00 | .00 | .00 | .00 | 5,000,000.00 |
| 103 | | | | CARTERA DE CRÉDITOS | 10,000,000.00 | .00 | .00 | .00 | 10,000,000.00 |
| 1036 | | | | MONEDA EXTRANJERA | 3,046,479.25 | 5,593.00 | 375,520.78 | 389,927.78- | 2,676,551.47 |
| 103601 | | | | VIGENTE | 3,046,479.25 | 5,593.00 | 375,520.78 | 389,927.78- | 2,676,551.47 |
| 103601.01 | | | | Empresariales Mayores | 372,937.19 | 700.00 | 46,630.41 | 45,930.41- | 327,006.78 |
| 103601.0101 | | | | Préstamos | 372,937.19 | 700.00 | 46,630.41 | 45,930.41- | 327,006.78 |
| 103601.0101.01 | 01/10/2010 | 09811 | 201010000003 | CARTERA DE CREDITO BECAS Pago Carlos Hacche Sep10 | 372,937.19 | .00 | 312.49 | 312.49- | 312.49- |
| | 15/10/2010 | 09811 | 201010000005 | Abono Capital Menica Maria Ale | 18,375.40 | .00 | 18,687.89- | 18,687.89- | 18,687.89- |
| | 21/10/2010 | 09811 | 201010000007 | Ch. 93403 Trasl. Jose Miguel P | 700.00 | .00 | 17,987.89- | 17,987.89- | 17,987.89- |
| | 25/10/2010 | 09811 | 201010000009 | Pago Vivian Mendoza Alvarado | .00 | .00 | 18,402.60- | 18,402.60- | 18,402.60- |
| | 29/10/2010 | 09811 | 201010000012 | Pago Cuota Maria Ines Castro | 414.71 | .00 | 256.87 | 18,659.47- | 18,659.47- |
| | 30/10/2010 | 09811 | 201010000013 | Pago Carlos Hacche Oct2010 | 312.49 | .00 | 312.49 | 18,971.96- | 18,971.96- |
| | 31/10/2010 | 09811 | 201010000014 | Pago de Vilma Elizabeth Porres | 256.31 | .00 | 256.31 | 19,228.27- | 19,228.27- |
| | 31/10/2010 | 09811 | 201010000017 | Reg. Con. 50% Maria Ines Castir | 9,247.34 | .00 | 9,247.34 | 28,475.61- | 28,475.61- |
| | 31/10/2010 | 09811 | 201010000018 | Reg. Con. 50% Monica Ma. Alexx | 17,454.80 | .00 | 17,454.80 | 45,930.41- | 45,930.41- |
| | | | | Total Debitos y Creditos..... | 700.00 | 700.00 | 46,630.41 | 45,930.41- | 45,930.41- |
| 103601.80 | | | | DIFERENCIAL CAMBIARIO | 2,673,542.06 | 4,893.80 | 328,890.37 | 323,997.37- | 2,349,544.69 |
| | 01/10/2010 | 09811 | 201010000003 | Pago Carlos Hacche Sep10 | .00 | .00 | 2,237.43 | 2,237.43- | 2,237.43- |
| | 15/10/2010 | 09811 | 201010000005 | Abono Capital Menica Maria Ale | .00 | .00 | 129,818.16 | 132,055.59- | 132,055.59- |
| | 21/10/2010 | 09811 | 201010000007 | TC. 7.99 Tras. Fondos | 4,893.80 | 4,893.80 | .00 | 127,162.59- | 127,162.59- |
| | 25/10/2010 | 09811 | 201010000009 | Pago Vivian Mendoza Alvarado | .00 | .00 | 2,936.15 | 130,098.74- | 130,098.74- |
| | 29/10/2010 | 09811 | 201010000012 | Pago Cuota Maria Ines Castro | .00 | .00 | 1,809.11 | 131,907.85- | 131,907.85- |
| | 30/10/2010 | 09811 | 201010000013 | Pago Carlos Hacche Oct2010 | .00 | .00 | 2,224.93 | 134,132.78- | 134,132.78- |
| | 31/10/2010 | 09811 | 201010000014 | Pago de Vilma Elizabeth Porres | 1,805.16 | .00 | 1,805.16 | 135,937.94- | 135,937.94- |
| | 31/10/2010 | 09811 | 201010000017 | Reg. Con. 50% Maria Ines Castir | .00 | .00 | 65,127.72 | 201,065.66- | 201,065.66- |
| | 31/10/2010 | 09811 | 201010000018 | Reg. Con. 50% Monica Ma. Alexx | .00 | .00 | 122,931.71 | 323,997.37- | 323,997.37- |
| | | | | Total Debitos y Creditos..... | 4,893.80 | 4,893.80 | 328,890.37 | 323,997.37- | 323,997.37- |
| 104 | | | | CUENTAS POR COBRAR | 326,913.39 | 291,057.84 | 73,233.87 | 217,823.97 | 544,737.36 |
| 1041 | | | | MONEDA NACIONAL | 71,947.81 | 74,315.07 | 71,917.81 | 2,397.26 | 74,345.07 |
| 104101 | | | | DEUDORES VARIOS | 71,947.81 | 74,315.07 | 71,917.81 | 2,397.26 | 74,345.07 |
| 104101.99 | | | | Otros | 71,947.81 | 74,315.07 | 71,917.81 | 2,397.26 | 74,345.07 |
| 104101.9901 | | | | CUENTAS POR COBRAR | 71,947.81 | 74,315.07 | 71,917.81 | 2,397.26 | 74,345.07 |
| | 01/10/2010 | 09811 | 201010000002 | Ints. Dev. Sep2010 | .00 | .00 | 71,917.81 | 71,917.81- | 71,917.81- |
| | 29/10/2010 | 09811 | 201010000011 | Ints. Dev. No Per. Oct2010 | 74,315.07 | 74,315.07 | .00 | 2,397.26 | 2,397.26 |
| | | | | Total Debitos y Creditos..... | 74,315.07 | 74,315.07 | 71,917.81 | 2,397.26 | 2,397.26 |
| 1046 | | | | MONEDA EXTRANJERA | 254,965.58 | 216,742.77 | 1,316.06 | 215,426.71 | 470,392.29 |

| No. Cuenta | Fecha | Tipo Docto. | No. Docto. | Nombre Cuenta Descripcion Movimiento | Saldo Anterior | Debe | Haber | Diferencia Movimiento | Saldo Ejercicio |
|-------------------|------------|-------------|--------------|--|----------------|------------|------------|-----------------------|-----------------|
| 104601 | | | | DEUDORES VARIOS | 254,885.58 | 216,742.77 | 1,316.06 | 215,426.71 | 470,392.29 |
| 104601.80 | 01/10/2010 | 08811 | 201010000003 | Pago Carlos Heccho Sept10 | 223,889.02 | 189,784.28 | 1,152.59 | 188,641.67 | 412,330.69 |
| | 21/10/2010 | 08811 | 201010000007 | Ch. 93402 Pago Seg. | | 850.13 | 36.08 | 36.08- | 36.08- |
| | 25/10/2010 | 08811 | 201010000009 | Pago Vivian Mendoza Alvarado | | .00 | 32.57 | 814.05 | 814.05 |
| | 27/10/2010 | 08811 | 201010000010 | Ch. 93406 Seguros Sep2010 | | 884.70 | .00 | 1,666.18 | 1,666.18 |
| | 29/10/2010 | 08811 | 201010000012 | Pago Cuota Maria Ines Castro | | .00 | 995.72 | 670.48 | 670.48 |
| | 30/10/2010 | 08811 | 201010000013 | Pago Carlos Heccho Oct2010 | | .00 | 50.05 | 620.41 | 620.41 |
| | 31/10/2010 | 08811 | 201010000017 | Reg. Con. 50% Maria Ines Castir | | 65,127.72 | .00 | 65,748.13 | 65,748.13 |
| | 31/10/2010 | 08811 | 201010000018 | Reg. Con. 50% Monica Ma. Alexx | | 122,931.71 | .00 | 188,679.84 | 188,679.84 |
| | 31/10/2010 | 08811 | 201010000014 | Pago de Vilma Elizabeth Porres | | .00 | 38.17 | 188,641.67 | 188,641.67 |
| | | | | Total Debitos y Creditos..... | | 189,784.28 | 1,152.59 | 188,641.67 | 188,641.67 |
| 104601.99 | | | | OTROS | 31,276.56 | 26,948.51 | 163.47 | 26,785.04 | 58,061.60 |
| 104601.9901 | | | | SEGUROS SOBRE BENEFICIARIOS CREDITO-BECA | 870.25 | 248.37 | 163.47 | 82.90 | 953.15 |
| | 01/10/2010 | 08811 | 201010000003 | Pago Carlos Heccho Sept10 | | .00 | 5.04 | 5.04- | 5.04- |
| | 21/10/2010 | 08811 | 201010000007 | Ch. 93402 Pago Seg. | | 121.07 | .00 | 116.03 | 116.03 |
| | 25/10/2010 | 08811 | 201010000009 | Pago Vivian Mendoza Alvarado | | .00 | 4.60 | 111.43 | 111.43 |
| | 27/10/2010 | 08811 | 201010000010 | Ch. 93406 Seguros Sep2010 | | 125.30 | .00 | 236.73 | 236.73 |
| | 29/10/2010 | 08811 | 201010000012 | Pago Cuota Maria Ines Castro | | .00 | 141.38 | 95.35 | 95.35 |
| | 30/10/2010 | 08811 | 201010000013 | Pago Carlos Heccho Oct2010 | | .00 | 7.03 | 88.32 | 88.32 |
| | 31/10/2010 | 08811 | 201010000014 | Pago de Vilma Elizabeth Porres | | .00 | 5.42 | 82.90 | 82.90 |
| | | | | Total Debitos y Creditos..... | | 248.37 | 163.47 | 82.90 | 82.90 |
| 104601.9902 | | | | CONDONACIONES | 30,406.31 | 26,702.14 | .00 | 26,702.14 | 57,108.45 |
| | 31/10/2010 | 08811 | 201010000017 | Reg. Con. 50% Maria Ines Castir | | 9,247.34 | .00 | 9,247.34 | 9,247.34 |
| | 31/10/2010 | 08811 | 201010000018 | Reg. Con. 50% Monica Ma. Alexx | | 17,454.80 | .00 | 26,702.14 | 26,702.14 |
| 110 | | | | CARGOS DIFERIDOS | 19,777.38 | .00 | 3,503.42 | 3,503.42- | 16,273.96 |
| 1101 | | | | MONEDA NACIONAL | 19,777.38 | .00 | 3,503.42 | 3,503.42- | 16,273.96 |
| 110103 | | | | GASTOS ANTICIPADOS | 19,777.38 | .00 | 3,503.42 | 3,503.42- | 16,273.96 |
| 110103.03 | | | | Impuestos, Arbitrios y Contribuciones | 19,777.38 | .00 | 3,503.42 | 3,503.42- | 16,273.96 |
| 110103.0301 | | | | IMPUESTO DE ISR PAGADO ANTICIPADO | 19,777.38 | .00 | 3,503.42 | 3,503.42- | 16,273.96 |
| 110103.0301.01 | | | | Reg. De Isr Pagado Antic. | 19,777.38 | .00 | 1,751.71 | 1,751.71- | 1,751.71- |
| 2 | | | | CUENTAS REGULARIZADORAS DE ACTIVO | 247,520.39 | .00 | 1,751.71 | 3,503.42- | 3,503.42- |
| 201 | | | | ESTIMACIONES POR VALUACIÓN | 247,520.39 | .00 | 214,761.57 | 214,761.57 | 462,281.96 |
| 2016 | | | | MONEDA EXTRANJERA | 247,520.39 | .00 | 214,761.57 | 214,761.57 | 462,281.96 |
| 201604 | | | | CUENTAS POR COBRAR | 247,520.39 | .00 | 214,761.57 | 214,761.57 | 462,281.96 |
| 201604.01 | | | | Especifica | 30,406.31 | .00 | 26,702.14 | 26,702.14 | 57,108.45 |
| 201604.0101 | | | | CONDONACIONES | 30,406.31 | .00 | 26,702.14 | 26,702.14 | 57,108.45 |
| 201604.0101.01 | | | | Reg. Con. 50% Maria Ines Castir | | .00 | 9,247.34 | 9,247.34 | 9,247.34 |
| 201604.0101.01.01 | | | | Reg. Con. 50% Monica Ma. Alexx | | .00 | 17,454.80 | 26,702.14 | 26,702.14 |
| 201604.80 | | | | Diferencial Cambiario | 217,114.08 | .00 | 188,059.43 | 188,059.43 | 405,173.51 |
| 201604.80.01 | | | | Reg. Con. 50% Maria Ines Castir | | .00 | 65,127.72 | 65,127.72 | 65,127.72 |
| 201604.80.01.01 | | | | Reg. Con. 50% Monica Ma. Alexx | | .00 | 122,931.71 | 188,059.43 | 188,059.43 |
| 3 | | | | PASIVO | 503,500.91 | 213,055.64 | 8,167.47 | 294,888.17- | 298,612.74 |
| 305 | | | | CUENTAS POR PAGAR | 7,370.74 | 7,370.70 | 8,167.47 | 796.77 | 8,167.51 |
| 3051 | | | | MONEDA NACIONAL | 7,370.74 | 7,370.70 | 8,167.47 | 796.77 | 8,167.51 |
| 305101 | | | | OBLIGACIONES INMEDIATAS | 7,370.74 | 7,370.70 | 8,167.47 | 796.77 | 8,167.51 |
| 305101.05 | | | | Impuestos, Arbitrios, Contribuciones y C | 7,370.70 | 7,370.70 | 8,167.47 | 796.77 | 8,167.47 |
| 305101.0501 | | | | Impuestos | 7,370.70 | 7,370.70 | 8,167.47 | 796.77 | 8,167.47 |
| 305101.0501.01 | | | | ISR POR PAGAR 5% | 7,271.36 | 7,271.36 | 7,681.25 | 409.89 | 7,681.25 |
| | 01/10/2010 | 08811 | 201010000003 | Pago Carlos Heccho Sept10 | | .00 | 16.57 | 16.57 | 16.57 |
| | 11/10/2010 | 08811 | 201010000004 | Pago ISR Oct2010 | | 7,271.36 | .00 | 7,254.79- | 7,254.79- |
| | 25/10/2010 | 08811 | 201010000008 | Prov. ISR OCT2010 | | .00 | .02 | 7,254.77- | 7,254.77- |

| No. Cuenta | Fecha | Tipo Docto. | No. Docto. | Nombre Cuenta | Descripcion Movimiento | Saldo Anterior | Debe | Haber | Diferencia Movimiento | Saldo Ejercicio |
|-------------------------------|------------------|--------------|------------|--|------------------------|----------------|--------------|--------------|-----------------------|-----------------|
| 305101.0501.02 | | | | IVA POR PAGAR | | 99.34 | | 486.22 | 386.88 | 486.22 |
| 01/10/2010 09811 | 25/10/2010 09811 | 201010000003 | | Pago Carlos Hacheo Sep10 | | .00 | .00 | 15.45 | 7,239.32- | 7,239.32- |
| 25/10/2010 09811 | 29/10/2010 09811 | 201010000011 | | Prov. ISR OCT2010 | | .00 | .00 | 7,431.51 | 192.19 | 192.19 |
| 29/10/2010 09811 | 30/10/2010 09811 | 201010000012 | | Pago Cuota Maria Ines Castro | | .00 | .00 | 146.14 | 338.33 | 338.33 |
| 30/10/2010 09811 | 31/10/2010 09811 | 201010000013 | | Pago Carlos Hacheo Oct2010 | | .00 | .00 | 16.66 | 354.99 | 354.99 |
| 31/10/2010 09811 | 31/10/2010 09811 | 201010000014 | | Pago de Vilma Elizabeth Porres | | .00 | .00 | 7.77 | 362.76 | 362.76 |
| 31/10/2010 09811 | 31/10/2010 09811 | 201010000015 | | Prov. ISR OCT2010 | | .00 | .00 | 4.37 | 367.13 | 367.13 |
| 31/10/2010 09811 | 31/10/2010 09811 | 201010000015 | | Prov. ISR OCT2010 | | .00 | .00 | 2.74 | 369.87 | 369.87 |
| 31/10/2010 09811 | 31/10/2010 09811 | 201010000015 | | Prov. ISR OCT2010 | | .00 | .00 | 40.02 | 409.89 | 409.89 |
| Total Debitos y Creditos..... | | | | | | 7,271.38 | | 7,681.25 | 409.89 | 409.89 |
| 305101.0501.02 | | | | IVA POR PAGAR | | 99.34 | | 486.22 | 386.88 | 486.22 |
| 01/10/2010 09811 | 25/10/2010 09811 | 201010000003 | | Pago Carlos Hacheo Sep10 | | .04 | .00 | 39.77 | 39.77 | 39.77 |
| 25/10/2010 09811 | 25/10/2010 09811 | 201010000008 | | Reg. Pago IVA Sep2010 | | 99.34 | .00 | .00 | 59.57- | 59.57- |
| 25/10/2010 09811 | 29/10/2010 09811 | 201010000009 | | Pago Vivian Mendoza Alvarado | | .00 | .00 | 37.07 | 22.50- | 22.50- |
| 29/10/2010 09811 | 30/10/2010 09811 | 201010000012 | | Pago Cuota Maria Ines Castro | | .00 | .00 | 350.73 | 328.23 | 328.23 |
| 30/10/2010 09811 | 31/10/2010 09811 | 201010000013 | | Pago Carlos Hacheo Oct2010 | | .00 | .00 | 39.99 | 368.22 | 368.22 |
| 31/10/2010 09811 | 31/10/2010 09811 | 201010000014 | | Pago de Vilma Elizabeth Porres | | .00 | .00 | 18.66 | 386.88 | 386.88 |
| Total Debitos y Creditos..... | | | | | | 99.34 | | 486.22 | 386.88 | 386.88 |
| 305101.9901 | | | | Otros | | .04 | | .00 | .00 | .04 |
| 305101.9901 | | | | INGRESOS POR APLICAR | | .00 | | .00 | .00 | .00 |
| 399 | | | | CREDITOS DIFERIDOS | | 496,130.17 | 295,684.94 | .00 | 295,684.94- | 290,445.23 |
| 3991 | | | | MONEDA NACIONAL | | 496,130.17 | 295,684.94 | .00 | 295,684.94- | 290,445.23 |
| 399101 | | | | INTERESES PERCIBIDOS NO DEVENGADOS | | 496,130.17 | 295,684.94 | .00 | 295,684.94- | 290,445.23 |
| 399101.02 | | | | INVERSIONES | | 496,130.17 | 295,684.94 | .00 | 295,684.94- | 290,445.23 |
| 399101.0201 | | | | BANCO G&T CONTINENTAL, S.A. | | 249,760.29 | 192,842.47 | .00 | 192,842.47- | 146,917.82 |
| 399101.0201.01 | | | | INTERESES PERCIBIDOS NO DEVENGADOS BCO. | | 249,760.29 | 192,842.47 | .00 | 192,842.47- | 146,917.82 |
| 31/10/2010 09811 | 31/10/2010 09811 | 201010000016 | | Reg. Ints. Dev. Perci Oct10 | | 35,034.25 | .00 | .00 | 35,034.25- | 35,034.25- |
| 31/10/2010 09811 | 31/10/2010 09811 | 201010000016 | | Reg. S/Ints. Sep2010. | | 33,904.11 | .00 | .00 | 68,938.36- | 68,938.36- |
| 31/10/2010 09811 | 31/10/2010 09811 | 201010000016 | | Reg. S/Ints. Sep2010. | | 33,904.11 | .00 | .00 | 102,842.47- | 102,842.47- |
| 31/10/2010 09811 | 31/10/2010 09811 | 201010000016 | | Reg. S/Ints. Sep2010. | | 246,369.88 | 192,842.47 | .00 | 192,842.47- | 143,527.41 |
| 31/10/2010 09811 | 31/10/2010 09811 | 201010000016 | | Reg. S/Ints. Sep2010. | | 246,369.88 | 192,842.47 | .00 | 192,842.47- | 143,527.41 |
| 31/10/2010 09811 | 31/10/2010 09811 | 201010000016 | | Reg. S/Ints. Sep2010. | | 35,034.25 | .00 | .00 | 35,034.25- | 35,034.25- |
| 31/10/2010 09811 | 31/10/2010 09811 | 201010000016 | | Reg. S/Ints. Sep2010. | | 33,904.11 | .00 | .00 | 68,938.36- | 68,938.36- |
| 31/10/2010 09811 | 31/10/2010 09811 | 201010000016 | | Reg. S/Ints. Sep2010. | | 33,904.11 | .00 | .00 | 192,842.47- | 192,842.47- |
| 5 | | | | Patrimonio | | 33,093,651.96 | 2,700,951.90 | 2,700,951.90 | .00 | 33,093,651.96 |
| 501 | | | | Patrimonio | | 30,830,559.44 | 2,700,951.90 | 2,700,951.90 | .00 | 30,830,559.44 |
| 5011 | | | | Patrimonio | | 30,830,559.44 | 2,700,951.90 | 2,700,951.90 | .00 | 30,830,559.44 |
| 501101 | | | | Patrimonio Fideicometido | | 34,503,640.29 | .00 | 2,700,251.90 | 2,700,251.90 | 37,203,892.19 |
| 501101.02 | | | | Moneda Nacional | | 30,026,630.13 | .00 | .00 | .00 | 30,026,630.13 |
| 501101.0201 | | | | Patrimonio Fideicometido Recibido | | 30,026,630.13 | .00 | .00 | .00 | 30,026,630.13 |
| 501101.0201.01 | | | | Moneda Extranjera | | 4,477,010.16 | .00 | .00 | .00 | 4,477,010.16 |
| 501101.0202 | | | | Patrimonio Fideicometido Recibido | | 544,985.00 | .00 | .00 | .00 | 544,985.00 |
| 501101.0202.01 | | | | PATRIMONIO CARTERA CREDITO BECAS US\$ PCB | | 297,881.00 | .00 | .00 | .00 | 297,881.00 |
| 501101.0202.0101 | | | | PATRIMONIO CARTERA CREDITO BECAS US\$ PCB | | 247,104.00 | .00 | .00 | .00 | 247,104.00 |
| 501101.0202.0102 | | | | PATRIMONIO CARTERA CREDITO BECAS US\$ PCB2 | | .00 | .00 | .00 | .00 | .00 |
| 501101.0202.0103 | | | | Diferencial Cambiario | | 3,932,025.16 | .00 | .00 | .00 | 3,932,025.16 |
| 501101.0202.02 | | | | Rebajas de Patrimonio (-) | | 3,573,089.85 | 2,700,951.90 | 2,700,951.90 | .00 | 6,273,332.75 |
| 501102 | | | | Moneda Nacional | | 393,316.18 | .00 | .00 | .00 | 393,316.18 |
| 501102.02 | | | | DEVOLUCION DE PATRIMONIO | | 393,316.18 | .00 | .00 | .00 | 393,316.18 |
| 501102.0201 | | | | DEVOLUCION DE PATRIMONIO | | 393,316.18 | .00 | .00 | .00 | 393,316.18 |
| 501102.0201.01 | | | | DEVOLUCION DE PATRIMONIO | | 393,316.18 | .00 | .00 | .00 | 393,316.18 |
| 501102.0201.0101 | | | | DEVOLUCION DE PATRIMONIO | | 393,316.18 | .00 | .00 | .00 | 393,316.18 |

| No. Cuenta | Fecha | Tipo Docto. | No. Docto. | Nombre Cuenta Descripcion Movimiento | Saldo Anterior | Debe | Haber | Diferencia Movimiento | Saldo Ejercicio |
|-------------------------------|------------|-------------|------------|---|-------------------|--------------|------------|--------------------------|--------------------|
| 501102.0202 | | | | Moneda Extranjera | 3,179,784.67 | 2,700,951.90 | 700.00 | 2,700,251.90 | 5,880,016.57 |
| 501102.0202.01 | | | | PATRIMONIO FIDELICOMETIDO DEVOLUCION | 254,397.31 | 700.00 | .00 | 700.00 | 255,097.31 |
| 501102.0202.0101 | | | | DESEMBOLSO EFECTUADOS CREDITOS BECAS | 254,397.31 | 700.00 | .00 | 700.00 | 255,097.31 |
| 501102.0202.02 | 21/10/2010 | 09811 | | PATRIMONIO PENDIENTE DE DESEMBOLSAR | 130,408.17 | 700.00 | .00 | 700.00 | 700.00 |
| 501102.0202.0201 | 01/10/2010 | 09811 | | PATRIMONIO X DESEMBOLSAR BENEF. CREDITO | 130,408.17 | 331,727.50 | 700.00 | 331,027.50 | 461,435.67 |
| | 21/10/2010 | 09811 | | 201010000001 Reg. Contrato 2010. | 331,727.50 | 331,727.50 | .00 | 331,727.50 | 331,727.50 |
| | | | | 201010000007 Ch. 93403 Trasl. Jose Miguel P | .00 | .00 | 700.00 | 331,027.50 | 331,027.50 |
| Total Debitos y Creditos..... | | | | | 331,727.50 | 331,727.50 | 700.00 | 331,027.50 | 331,027.50 |
| 501102.0202.80 | | | | Diferencial Cambio | 2,794,959.19 | 2,368,524.40 | .00 | 2,368,524.40 | 5,163,483.59 |
| 512 | 01/10/2010 | 09811 | | 201010000001 Reg. Contrato 2010. | 2,368,524.40 | .00 | .00 | 2,368,524.40 | 2,368,524.40 |
| 5121 | | | | RESULTADOS DE EJERCICIOS ANTERIORES | 2,163,092.52 | .00 | .00 | 2,163,092.52 | 2,163,092.52 |
| 512101 | | | | Resultados De Ejercicios Anteriores | 2,163,092.52 | .00 | .00 | 2,163,092.52 | 2,163,092.52 |
| 6 | | | | Generancias Por Aplicar De Ejercicios Ante | 1,874,750.64 | 15.05 | .00 | 1,874,750.64 | 1,874,750.64 |
| 601 | | | | PRODUCTOS FINANCIEROS | 1,725,921.41 | 15.05 | .00 | 1,725,921.41 | 1,725,921.41 |
| 6011 | | | | PRODUCTOS FINANCIEROS | 1,725,921.41 | 15.05 | .00 | 1,725,921.41 | 1,725,921.41 |
| 601101 | | | | INTERESES | 5,125.98 | 15.05 | .00 | 5,125.98 | 5,125.98 |
| 601101.01 | | | | Disponibilidades | 5,125.98 | 15.05 | .00 | 5,125.98 | 5,125.98 |
| 601101.0101 | | | | Depositos Monetarios | 194.23 | .00 | .00 | 194.23 | 194.23 |
| 601101.0101.01 | 31/10/2010 | 09811 | | INTERESES CAPITALIZADOS 1-37221-9 | 403.59 | .00 | .00 | 403.59 | 403.59 |
| 601101.0101.02 | 31/10/2010 | 09811 | | INTERES CAPITALIZADOS CTA. 06-14786-8 BC | 3,198.89 | .00 | .00 | 3,198.89 | 3,198.89 |
| 601101.0101.03 | 31/10/2010 | 09811 | | INTERES EN DOLARES 1-5801748-0 BCO. G& | 1,329.27 | 15.05 | .00 | 1,329.27 | 1,329.27 |
| 601101.0101.04 | 31/10/2010 | 09811 | | INTERESES CAP. CTA. 1-5801748-0 (5%) | 800.34 | 15.05 | .00 | 800.34 | 800.34 |
| | | | | 201010000004 Pago ISR Oct2010 | 800.34 | .00 | .00 | 800.34 | 800.34 |
| | | | | 201010000015 Ints. Oct2010 | 15.05 | .00 | .00 | 15.05 | 15.05 |
| Total Debitos y Creditos..... | | | | | 15.05 | 15.05 | 800.34 | 785.29 | 785.29 |
| 601101.02 | | | | Inversiones | 1,701,390.38 | .00 | 354,315.08 | 354,315.08 | 2,055,705.46 |
| 601101.0201 | | | | En Titulos-Valores para Negociación | 1,701,390.38 | .00 | 354,315.08 | 354,315.08 | 2,055,705.46 |
| 601101.0201.02 | | | | De Instituciones Financieras | 1,701,390.38 | .00 | 354,315.08 | 354,315.08 | 2,055,705.46 |
| 601101.0201.0201 | | | | INTERESES TITULOS-VALORES BCO. INDUSTRIA | 687,534.25 | .00 | 74,315.07 | 74,315.07 | 761,849.32 |
| | 29/10/2010 | 09811 | | 201010000011 Ints. Dev. No Per. Oct2010 | 687,534.25 | .00 | 74,315.07 | 74,315.07 | 761,849.32 |
| | | | | INTERESES TITULOS-VALORES BCO. G&T CONTI | 162,739.71 | .00 | 74,315.07 | 74,315.07 | 237,054.78 |
| | 29/10/2010 | 09811 | | 201010000011 Ints. Dev. Y Per. Oct2010 | 162,739.71 | .00 | 74,315.07 | 74,315.07 | 237,054.78 |
| | | | | INTERESES TITULOS-VALORES BCO. INDUSTRIA | 35,034.25 | .00 | 35,034.25 | 35,034.25 | 70,068.53 |
| | 31/10/2010 | 09811 | | 201010000016 Reg. Ints. Dev. Percl Oct10 | 35,034.25 | .00 | 35,034.25 | 35,034.25 | 70,068.53 |
| | 31/10/2010 | 09811 | | 201010000016 Reg. S/Ints. Sep2010. | 33,904.11 | .00 | 33,904.11 | 33,904.11 | 67,968.64 |
| | 31/10/2010 | 09811 | | 201010000016 Reg. S/Ints. Sep2010. | 163,582.17 | .00 | 102,842.47 | 102,842.47 | 266,424.64 |
| | | | | INTERESES TITULOS-VALORES BCO. G&T CONT. | 35,034.25 | .00 | 35,034.25 | 35,034.25 | 70,068.53 |
| | 31/10/2010 | 09811 | | 201010000016 Reg. Ints. Dev. Percl Oct10 | 33,904.11 | .00 | 33,904.11 | 33,904.11 | 67,968.64 |
| | 31/10/2010 | 09811 | | 201010000016 Reg. S/Ints. Sep2010. | 33,904.11 | .00 | 33,904.11 | 33,904.11 | 67,968.64 |
| | | | | Cartera de Créditos | 19,405.05 | .00 | 4,051.80 | 4,051.80 | 23,456.85 |
| | | | | Préstamos | 19,405.05 | .00 | 4,051.80 | 4,051.80 | 23,456.85 |
| 601101.03 | | | | INTERESES BENEFICIARIOS CREDITOS BECAS | 19,405.05 | .00 | 4,051.80 | 4,051.80 | 23,456.85 |
| 601101.0301 | | | | 201010000003 Pago Carlos Hacone Sep10 | 331.43 | .00 | 331.43 | 331.43 | 662.86 |
| 601101.0301.01 | 01/10/2010 | 09811 | | 201010000003 Pago Vivian Mendoza Alvarado | 640.34 | .00 | 640.34 | 640.34 | 1,281.71 |
| | 25/10/2010 | 09811 | | 201010000012 Pago Cuofa Maria Ines Castillo | 2,922.78 | .00 | 2,922.78 | 2,922.78 | 5,845.56 |
| | 29/10/2010 | 09811 | | 201010000013 Pago Carlos Hacone Oct2010 | 333.21 | .00 | 333.21 | 333.21 | 666.42 |
| | 30/10/2010 | 09811 | | 201010000014 Pago de Vilma Elizabeth Porres | 155.47 | .00 | 155.47 | 155.47 | 310.94 |
| | 31/10/2010 | 09811 | | PRODUCTOS POR SERVICIOS | .81 | .00 | .34 | .47 | 1.15 |
| 602 | | | | PRODUCTOS POR SERVICIOS | .81 | .00 | .34 | .47 | 1.15 |
| 6021 | | | | PRODUCTOS POR SERVICIOS | .81 | .00 | .34 | .47 | 1.15 |

| No. Cuenta | Fecha | Tipo Docto. | No. Docto. | Nombre Cuenta | Descripcion Movimiento | Saldo Anterior | Debe | Haber | Diferencia Movimiento | Saldo Ejercicio |
|-------------|------------|-------------|------------|--|------------------------|----------------|------------|----------|-----------------------|-----------------|
| 602101 | | | | COMISIONES POR SERVICIOS DIVERSOS | | .81 | .00 | .34 | .34 | 1.15 |
| 602101.99 | | | | Otras | | .81 | .00 | .34 | .34 | 1.15 |
| 602101.9901 | | | | OTROS FONDOS | | .81 | .00 | .34 | .34 | 1.15 |
| 604 | 25/10/2010 | 09811 | | 201010000008 Reg. Pago IVA Sep2010 | | | .00 | .34 | .34 | .34 |
| 6041 | | | | VARIACIONES Y GANANCIAS CAMBIARIAS EN MO | | 50,064.30 | .00 | 8,403.44 | 8,403.44 | 68,467.74 |
| 604101 | | | | VARIACIONES Y GANANCIAS CAMBIARIAS EN MO | | 60,064.30 | .00 | 8,403.44 | 8,403.44 | 68,467.74 |
| 604101.01 | | | | VARIACIONES TIPO DE CAMBIO | | 59,468.23 | .00 | 8,403.44 | 8,403.44 | 67,871.67 |
| | | | | FLUCTUACION DE TIPO DE CAMBIO | | 59,468.23 | .00 | 8,403.44 | 8,403.44 | 67,871.67 |
| 604102 | 11/10/2010 | 09811 | | 201010000004 Pago ISR Oct2010 | | | .00 | 15.05 | 15.05 | 15.05 |
| 604102.03 | 27/10/2010 | 09811 | | 201010000010 Reg. Fluc. TC. 8.06066 | | | .00 | 8,388.39 | 8,403.44 | 8,403.44 |
| 604102.0301 | | | | GANANCIA CAMBIARIA | | 586.07 | .00 | .00 | .00 | 586.07 |
| 698 | | | | En Compra-Venta de Divisas | | 586.07 | .00 | .00 | .00 | 586.07 |
| 6981 | | | | GANANCIA CAMBIARIA | | 586.07 | .00 | .00 | .00 | 586.07 |
| 698101 | | | | PRODUCTOS EJERCICIOS ANTERIORES | | 88,764.12 | .00 | .00 | .00 | 88,764.12 |
| 698101.01 | | | | PRODUCTOS EJERCICIOS ANTERIORES | | 88,764.12 | .00 | .00 | .00 | 88,764.12 |
| 7 | | | | PRODUCTOS DE EJERCICIOS ANTERIORES | | 88,764.12 | .00 | .00 | .00 | 88,764.12 |
| 702 | | | | GASTOS | | 429,137.94 | 254,881.49 | .77 | 254,880.72 | 684,018.66 |
| 7021 | | | | GASTOS POR SERVICIOS | | 31.28 | .00 | .00 | .00 | 31.28 |
| 702101 | | | | GASTOS POR SERVICIOS | | 31.28 | .00 | .00 | .00 | 31.28 |
| 702101.99 | | | | COMISIONES POR SERVICIOS | | 31.28 | .00 | .00 | .00 | 31.28 |
| 704 | | | | Otras | | 31.28 | .00 | .00 | .00 | 31.28 |
| 7041 | | | | OTROS GASTOS | | 31.28 | .00 | .00 | .00 | 31.28 |
| 704101 | | | | VARIACIONES Y PÉRDIDAS CAMBIARIAS EN MON | | 69,609.47 | 28,935.25 | .00 | 28,935.25 | 98,544.72 |
| 704101.01 | | | | VARIACIONES Y PÉRDIDAS CAMBIARIAS EN MON | | 69,609.47 | 28,935.25 | .00 | 28,935.25 | 98,544.72 |
| 704101.01 | | | | VARIACIONES TIPO DE CAMBIO | | 61,284.59 | 27,881.37 | .00 | 27,881.37 | 89,175.96 |
| 704101.01 | | | | FLUCTUACION DE TIPO DE CAMBIO | | 61,284.59 | 27,881.37 | .00 | 27,881.37 | 89,175.96 |
| 704102 | 15/10/2010 | 09811 | | 201010000005 Reg. Fluc. TC 8.06478 | | | 13,962.83 | .00 | 13,962.83 | 13,962.83 |
| 704102.03 | 21/10/2010 | 09811 | | 201010000007 Reg. Fluc. TC 8.0218 | | | 9,313.03 | .00 | 9,313.03 | 23,275.86 |
| 704102.0301 | 29/10/2010 | 09811 | | 201010000012 Reg. Fluc. TC 8.04286 | | | 4,605.51 | .00 | 4,605.51 | 27,881.37 |
| 704102.0301 | | | | PERDIDA CAMBIARIA | | 2,814.88 | 853.88 | .00 | 853.88 | 3,668.76 |
| 704102.0301 | | | | En Compra-Venta de Divisas | | 2,814.88 | 853.88 | .00 | 853.88 | 3,668.76 |
| 704102.0301 | | | | PERDIDA CAMBIARIA | | 2,814.88 | 853.88 | .00 | 853.88 | 3,668.76 |
| 704199 | 21/10/2010 | 09811 | | 201010000007 Perdida Cambiaria TC 7.99 | | | 22.26 | .00 | 22.26 | 22.26 |
| 704199.01 | 27/10/2010 | 09811 | | 201010000010 Perdida Cambiaria TC 8.08 | | | 831.62 | .00 | 831.62 | 853.88 |
| 704199.01 | | | | OTRAS | | 5,500.00 | 200.00 | .00 | 200.00 | 5,700.00 |
| 705 | 21/10/2010 | 09811 | | GASTOS DE TRANSFERENCIA | | 5,500.00 | 200.00 | .00 | 200.00 | 5,700.00 |
| 7051 | | | | 201010000007 Gastos De Transf. | | 5,500.00 | 200.00 | .00 | 200.00 | 5,700.00 |
| 705103 | | | | CUENTAS INCOBRABLES Y DE DUDOSA RECUPERA | | 247,520.39 | 214,761.57 | .00 | 214,761.57 | 462,281.96 |
| 705103.01 | | | | CUENTAS INCOBRABLES Y DE DUDOSA RECUPERA | | 247,520.39 | 214,761.57 | .00 | 214,761.57 | 462,281.96 |
| | | | | CUENTAS POR COBRAR | | 247,520.39 | 214,761.57 | .00 | 214,761.57 | 462,281.96 |
| | | | | CONDONACIONES | | 247,520.39 | 214,761.57 | .00 | 214,761.57 | 462,281.96 |
| 706 | 31/10/2010 | 09811 | | 201010000017 Reg. Con. 50% Maria lines Castr | | | 74,375.06 | .00 | 74,375.06 | 74,375.06 |
| 7061 | 31/10/2010 | 09811 | | 201010000018 Reg. Con. 50% Monica Ma. Alexx | | | 140,386.51 | .00 | 140,386.51 | 214,761.57 |
| 706103 | | | | GASTOS DE ADMINISTRACIÓN | | 372.04 | .00 | .00 | .00 | 372.04 |
| 706103.01 | | | | IMPUESTOS, ARBITRIOS, CONTRIBUCIONES Y C | | 372.04 | .00 | .00 | .00 | 372.04 |
| 706103.0101 | | | | Impuestos | | 372.04 | .00 | .00 | .00 | 372.04 |
| 788 | | | | IPF CTA. 1-5801748-0 | | 372.04 | .00 | .00 | .00 | 372.04 |
| 7881 | | | | GASTOS DE EJERCICIOS ANTERIORES | | 20,435.70 | .00 | .00 | .00 | 20,435.70 |
| 788101 | | | | GASTOS DE EJERCICIOS ANTERIORES | | 20,435.70 | .00 | .00 | .00 | 20,435.70 |
| 788101.01 | | | | GASTOS DE EJERCICIOS ANTERIORES | | 20,435.70 | .00 | .00 | .00 | 20,435.70 |
| 789 | | | | IMPUESTO SOBRE LA RENTA | | 91,169.06 | 11,184.67 | .77 | 11,183.90 | 102,352.96 |
| 7891 | | | | IMPUESTO SOBRE LA RENTA | | 91,169.06 | 11,184.67 | .77 | 11,183.90 | 102,352.96 |
| 789101 | | | | IMPUESTO SOBRE LA RENTA | | 91,169.06 | 11,184.67 | .77 | 11,183.90 | 102,352.96 |
| 789101.01 | | | | IMPUESTO SOBRE LA RENTA REGIMEN GENERAL | | 91,169.06 | 11,184.67 | .77 | 11,183.90 | 102,352.96 |
| | | | | 201010000003 Pago Carios Hacote Sep10 | | | 16.57 | .00 | 16.57 | 16.57 |

| No. Cuenta | Fecha | Tipo Docto. | No. Docto. | Nombre Cuenta Descripción Movimiento | Saldo Anterior | Debe | Haber | Diferencia Movimiento | Saldo Ejercicio |
|--------------------------------|------------|-------------|--------------|---|-------------------|----------|----------|--------------------------|--------------------|
| | 11/10/2010 | 08811 | 201010000004 | Pago ISR Oct2010 | | .00 | .77 | 15.80 | 15.80 |
| | 25/10/2010 | 08811 | 201010000008 | Prov. ISR OCT2010 | | .02 | .00 | 15.82 | 15.82 |
| | 25/10/2010 | 08811 | 201010000009 | Pago Vivian Mendoza Alvarado | | 15.45 | .00 | 31.27 | 31.27 |
| | 28/10/2010 | 08811 | 201010000011 | Prov. ISR OCT2010 | 7,431.51 | | .00 | 7,462.78 | 7,462.78 |
| | 29/10/2010 | 08811 | 201010000012 | Pago Cuota Maria Ines Castro | 146.14 | | .00 | 7,608.92 | 7,608.92 |
| | 30/10/2010 | 08811 | 201010000013 | Pago Carlos Hachoe Oct2010 | 16.66 | | .00 | 7,625.58 | 7,625.58 |
| | 31/10/2010 | 08811 | 201010000014 | Pago de Vilma Elizabeth Porres | 7.77 | | .00 | 7,633.35 | 7,633.35 |
| | 31/10/2010 | 08811 | 201010000015 | Prov. ISR OCT2010 | 4.37 | | .00 | 7,637.72 | 7,637.72 |
| | 31/10/2010 | 08811 | 201010000015 | Prov. ISR OCT2010 | 2.74 | | .00 | 7,640.46 | 7,640.46 |
| | 31/10/2010 | 08811 | 201010000015 | Prov. ISR OCT2010 | 40.02 | | .00 | 7,680.48 | 7,680.48 |
| | 31/10/2010 | 08811 | 201010000016 | Reg. De Isr Pagado Antic. | 1,751.71 | | .00 | 9,432.19 | 9,432.19 |
| | 31/10/2010 | 08811 | 201010000016 | Reg. De Isr Pagado Antic. | 1,751.71 | | .00 | 11,183.90 | 11,183.90 |
| Total Debitos y Creditos.....: | | | | | 11,184.67 | | .77 | 11,183.90 | 11,183.90 |
| Cuentas de Orden | | | | | | 4,847.31 | 4,847.31 | .00 | .00 |
| Total | | | | | | 4,847.31 | 4,847.31 | .00 | .00 |

FIN DE INFORME

Fecha Doc. Tipo y Numero Doc.

01/10/2010 09811-201010000001 CONTABILIDAD

| Cuenta/Desc. Auxiliar | Auxiliar Nombre de la Cuenta / Descripción del Movimiento | Debitos | Creditos |
|-----------------------|--|--------------|--------------|
| 501102.0202.0201 | PATRIMONIO X DESEMBOLSAR BENEF. CREDITO Reg. Contrato 2010. | 331,727.50 | .00 |
| 501102.0202.80 | Diferencial Cambiario Reg. Contrato 2010. | 2,368,524.40 | .00 |
| 501101.0202.0103 | PATRIMONIO CARTERA CREDITO BECAS US\$PCB2 Reg. Contrato 2010. | .00 | 331,727.50 |
| 501101.0202.80 | Diferencial Cambiario Reg. Contrato 2010. | .00 | 2,368,524.40 |

Total Debitos y Creditos
 Concepto: Reg. Contrato 2010.

 2,700,251.90 2,700,251.90
 =====

REVISADO POR _____

CONTADOR _____



MIGRACION

MIGRA 01/10/2010 15:49:16

POLIZA DE DIARIO


Fecha Doc. Tipo y Numero Doc.
01/10/2010 09811-201010000002 CONTABILIDAD

| Cuenta/Desc. Auxiliar | Auxiliar Nombre de la Cuenta / Descripción del Movimiento | Debitos | Creditos |
|-----------------------|---|-----------|-----------|
| 101103.0102.01 | BCO. INDUSTRIAL CTA. 06-14786-8 Ints. Dev. Sep2010 | 71,917.81 | .00 |
| 104101.9901 | CUENTAS POR COBRAR Ints. Dev. Sep2010 | .00 | 71,917.81 |

Total Debitos y Creditos
 Concepto: Ints. Dev. Sep2010

 71,917.81 71,917.81

REVISADO POR _____



CONTADOR _____




MIGRACION MIGRA 01/10/2010 15:49:16

POLIZA DE DIARIO

Fecha Doc. Tipo y Numero Doc.

01/10/2010 09811-201010000003 CONTABILIDAD

| Cuenta/Desc. Auxiliar | Auxiliar Nombre de la Cuenta / Descripción del Movimiento | Debitos | Creditos |
|-----------------------|--|----------|----------|
| 101103.0101.01 | BCO. G&T CONTINENTAL 1-37221-9 Pago Carlos Hacohe Sep10 | 2,962.24 | .00 |
| 799101.01 | IMPUESTO SOBRE LA RENTA REGIMEN GENERAL Pago Carlos Hacohe Sep10 | 16.57 | .00 |
| 103601.0101.01 | CARTERA DE CREDITO BECAS Pago Carlos Hacohe Sep10 | .00 | 312.49 |
| 103601.80 | DIFERENCIAL CAMBIARIO Pago Carlos Hacohe Sep10 | .00 | 2,237.43 |
| 601101.0301.01 | INTERESES BENEFICIARIOS CREDITOS BECAS Pago Carlos Hacohe Sep10 | .00 | 331.43 |
| 305101.0501.02 | IVA POR PAGAR Pago Carlos Hacohe Sep10 | .00 | 39.77 |
| 104601.9901 | SEGUROS SOBRE BENEFICIARIOS CREDITO-BECA Pago Carlos Hacohe Sep10 | .00 | 5.04 |
| 104601.80 | Diferencial Cambiario Pago Carlos Hacohe Sep10 | .00 | 36.08 |
| 305101.0501.01 | ISR POR PAGAR 5% Pago Carlos Hacohe Sep10 | .00 | 16.57 |

Total Debitos y Creditos
 Concepto: Pago Carlos Hacohe Sep10

 2,978.81 2,978.81
 =====

MIGRACION MIGRA 01/10/2010 15:49:16

REVISADO POR _____

CONTADOR _____



POLIZA DE DIARIO

Fecha Doc. Tipo y Numero Doc.
11/10/2010 09811-201010000004 CONTABILIDAD

| Cuenta/Desc. Auxiliar | Auxiliar Nombre de la Cuenta / Descripción del Movimiento | Debitos | Creditos |
|-----------------------|---|----------|----------|
| 305101.0501.01 | ISR POR PAGAR 5% Pago ISR Oct2010 | 7,271.36 | .00 |
| 601101.0101.04 | INTERESES CAP. CTA. 1-5801748-0 (5%) Pago ISR Oct2010 | 15.05 | .00 |
| 101103.0101.01 | BCO. G&T CONTINENTAL 1-37221-9 Pago ISR Oct2010 | .00 | 7,270.59 |
| 799101.01 | IMPUESTO SOBRE LA RENTA REGIMEN GENERAL Pago ISR Oct2010 | .00 | .77 |
| 604101.01 | FLUCTUACION DE TIPO DE CAMBIO Pago ISR Oct2010 | .00 | 15.05 |

Total Debitos y Creditos
 Concepto: Pago ISR Oct2010

7,286.41 7,286.41
 =====

MIGRACION MIGRA 11/10/2010 15:49:16

REVISADO POR _____

CONTADOR _____



POLIZA DE DIARIO

Fecha Doc. Tipo y Numero Doc.
15/10/2010 09811-201010000005 CONTABILIDAD

| Cuenta/Desc. Auxiliar | Auxiliar Nombre de la Cuenta / Descripción del Movimiento | Debitos | Creditos |
|-----------------------|---|------------|------------|
| 101603.0101.01 | BCO. G&T CONTI 158017480 | | |
| 101603.80 | Abono Capital Monica Maria Ale DIFERENCIAL CAMBIARIO | 18,375.40 | .00 |
| 704101.01 | Abono Capital Monica Maria Ale FLUCTUACION DE TIPO DE CAMBIO | 129,818.16 | .00 |
| 103601.0101.01 | Reg. Fluc. TC 8.06478 CARTERA DE CREDITO BECAS | 13,962.83 | .00 |
| 103601.80 | Abono Capital Monica Maria Ale DIFERENCIAL CAMBIARIO | .00 | 18,375.40 |
| 101603.80 | Abono Capital Monica Maria Ale DIFERENCIAL CAMBIARIO | .00 | 129,818.16 |
| | Reg. Fluc. TC 8.06478 | .00 | 13,962.83 |

Total Debitos y Creditos
 Concepto: Abono Capital Monica Maria Ale

ELABORADO POR

CONTADOR



MIGRACION

 162,156.39 162,156.39
 =====
 MIGRA 15/10/2010 15:49:16

POLIZA DE DIARIO

Fecha Doc. Tipo y Numero Doc.
19/10/2010 09811-201010000006 CONTABILIDAD


| Cuenta/Desc. Auxiliar | Auxiliar Nombre de la Cuenta / Descripción del Movimiento | Debitos | Creditos |
|-----------------------|---|------------|------------|
| 101103.0101.01 | BCO. G&T CONTINENTAL 1-37221-9 Ch. 6287487 Tras. Fondos | 145,000.00 | .00 |
| 101103.0102.01 | BCO. INDUSTRIAL CTA. 06-14786-8 Ch. 6287487 Tras. Fondos | .00 | 145,000.00 |

Total Debitos y Creditos
Concepto: Ch. 6287487 Tras. Fondos

145,000.00 145,000.00

REVISADO POR _____

CONTADOR _____



MIGRACION MIGRA 19/10/2010 15:49:16

POLIZA DE DIARIO

Fecha Doc. Tipo y Numero Doc.
21/10/2010 09811-201010000007 CONTABILIDAD

| Cuenta/Desc. Auxiliar | Auxiliar Nombre de la Cuenta / Descripción del Movimiento | Debitos | Creditos |
|-----------------------|---|------------|------------|
| 104601.9901 | SEGUROS SOBRE BENEFICIARIOS CREDITO-BECA Ch. 93402 Pago Seg. | 121.07 | .00 |
| 104601.80 | Diferencial Cambiario Ch. 93402 Pago Seg. | 850.13 | .00 |
| 101103.0101.01 | BCO. G&T CONTINENTAL 1-37221-9 Ch. 93403 Trasl. Fondos | 5,593.00 | .00 |
| 704102.0301 | PERDIDA CAMBIARIA Perdida Cambiaria TC 7.99 | 22.26 | .00 |
| 704101.01 | FLUCTUACION DE TIPO DE CAMBIO Reg. Fluc. TC 8.0218 | 9,313.03 | .00 |
| 103601.0101.01 | CARTERA DE CREDITO BECAS Ch. 93403 Trasl. Jose Miguel P | 700.00 | .00 |
| 103601.80 | DIFERENCIAL CAMBIARIO TC. 7.99 Trasl. Fondos | 4,893.00 | .00 |
| 704199.01 | GASTOS DE TRANSFERENCIA Gastos De Transf. | 200.00 | .00 |
| 501102.0202.0101 | DESEMBOLSO EFECTUADOS CREDITOS BECAS Ch. 93403 Trasl. Jose Miguel P | 700.00 | .00 |
| 101103.0101.01 | BCO. G&T CONTINENTAL 1-37221-9 Ampliacion de Reserva. | 145,000.00 | .00 |
| 101603.0101.01 | BCO. G&T CONTI 158017480 Ch. 93402 Pago Seg. | .00 | 121.07 |
| 101603.80 | DIFERENCIAL CAMBIARIO Ch. 93402 Pago Seg. | .00 | 850.13 |
| 101603.0101.01 | BCO. G&T CONTI 158017480 Ch. 93403 Trasl. Fondos | .00 | 700.00 |
| 101603.80 | DIFERENCIAL CAMBIARIO TC. 7.99 Compra | .00 | 4,893.00 |
| 101603.80 | DIFERENCIAL CAMBIARIO Perdida Cambiaria TC 7.99 | .00 | 22.26 |
| 101603.80 | DIFERENCIAL CAMBIARIO Reg. Fluc. TC 8.0218 | .00 | 9,313.03 |
| 101103.0101.01 | BCO. G&T CONTINENTAL 1-37221-9 Ch. 93403 Trasl. Jose Miguel P | .00 | 5,793.00 |
| 501102.0202.0201 | PATRIMONIO X DESEMBOLSAR BENEF. CREDITO Ch. 93403 Trasl. Jose Miguel P | .00 | 700.00 |
| 101103.0101.01 | BCO. G&T CONTINENTAL 1-37221-9 Ampliacion de Reserva. | .00 | 145,000.00 |

Total Debitos y Creditos
 Concepto: Ch. 93403 Trasl. Fondos

167,392.49 167,392.49

MIGRACION MIGRA 21/10/2010 15:49:16

REVISADO POR _____

CONTADOR _____



Fecha Doc. Tipo y Numero Doc.
25/10/2010 09811-201010000008 CONTABILIDAD

| Cuenta/Desc. Auxiliar | Auxiliar Nombre de la Cuenta / Descripción del Movimiento | Debitos | Créditos |
|-----------------------|--|---------|----------|
| 305101.0501.02 | IVA POR PAGAR Reg. Pago IVA Sep2010 | 99.34 | .00 |
| 799101.01 | IMPUESTO SOBRE LA RENTA REGIMEN GENERAL Prov. ISR OCT2010 | .02 | .00 |
| 101103.0101.01 | BCO. G&T CONTINENTAL 1-37221-9 Reg. Pago IVA Sep2010 | .00 | 99.00 |
| 602101.9901 | OTROS FONDOS Reg. Pago IVA Sep2010 | .00 | .34 |
| 305101.0501.01 | ISR POR PAGAR 5% Prov. ISR OCT2010 | .00 | .02 |

Total Debitos y Créditos
 Concepto: Reg. Pago IVA Sep2010

REVISADO POR _____

CONTADOR _____



 99.36 99.36
 =====
 MIGRACION MIGRA 25/10/2010 15:49:17

Fecha Doc. Tipo y Numero Doc.
25/10/2010 09811-201010000009 CONTABILIDAD

| Cuenta/Desc. Auxiliar | Auxiliar Nombre de la Cuenta / Descripción del Movimiento | Debitos | Creditos |
|-----------------------|--|----------|----------|
| 101103.0101.01 | BCO. G&T CONTINENTAL 1-37221-9 Pago Vivian Mendoza Alvarado | 3,734.01 | .00 |
| 799101.01 | IMPUESTO SOBRE LA RENTA REGIMEN GENERAL Pago Vivian Mendoza Alvarado | 15.45 | .00 |
| 103601.0101.01 | CARTERA DE CREDITO BECAS Pago Vivian Mendoza Alvarado | .00 | 414.71 |
| 103601.80 | DIFERENCIAL CAMBIARIO Pago Vivian Mendoza Alvarado | .00 | 2,936.15 |
| 601101.0301.01 | INTERESES BENEFICIARIOS CREDITOS BECAS Pago Vivian Mendoza Alvarado | .00 | 308.91 |
| 305101.0501.02 | IVA POR PAGAR Pago Vivian Mendoza Alvarado | .00 | 37.07 |
| 104601.9901 | SEGUROS SOBRE BENEFICIARIOS CREDITO-BECA Pago Vivian Mendoza Alvarado | .00 | 4.60 |
| 104601.80 | Diferencial Cambiario Pago Vivian Mendoza Alvarado | .00 | 32.57 |
| 305101.0501.01 | ISR POR PAGAR 5% Pago Vivian Mendoza Alvarado | .00 | 15.45 |

Total Debitos y Creditos
 Concepto: Pago Vivian Mendoza Alvarado

 3,749.46 3,749.46
 =====

REVISADO POR _____

CONTADOR _____



MIGRACION MIGRA 25/10/2010 15:49:17

P O L I Z A D E D I A R I O

Fecha Doc. Tipo y Numero Doc.

27/10/2010 09811-201010000010 CONTABILIDAD

| Cuenta/Desc. Auxiliar | Auxiliar Nombre de la Cuenta / Descripción del Movimiento | Debitos | Creditos |
|-----------------------|---|------------|------------|
| 101603.0101.01 | BCO. G&T CONTI 158017480 Ch. 25085957 Compra US\$ | 43,000.00 | .00 |
| 101603.80 | DIFERENCIAL CAMBIARIO Ch. 25085957 Compra US\$ | 303,608.38 | .00 |
| 704102.0301 | PERDIDA CAMBIARIA Perdida Cambiaria TC 8.08 | 831.62 | .00 |
| 101603.80 | DIFERENCIAL CAMBIARIO Reg. Fluc. TC. 8.06066 | 8,388.39 | .00 |
| 104601.9901 | SEGUROS SOBRE BENEFICIARIOS CREDITO-BECA Ch. 93406 Seguros Sep2010 | 125.30 | .00 |
| 104601.80 | Diferencial Cambiario Ch. 93406 Seguros Sep2010 | 884.70 | .00 |
| 101103.0101.01 | BCO. G&T CONTINENTAL 1-37221-9 Ch. 25085957 Compra US\$ | .00 | 347,440.00 |
| 604101.01 | FLUCTUACION DE TIPO DE CAMBIO Reg. Fluc. TC. 8.06066 | .00 | 8,388.39 |
| 101603.0101.01 | BCO. G&T CONTI 158017480 Ch. 93406 Seguros Sep2010 | .00 | 125.30 |
| 101603.80 | DIFERENCIAL CAMBIARIO Ch. 93406 Seguros Sep2010 | .00 | 884.70 |

Total Debitos y Creditos
 Concepto: Ch. 25085957 Compra US\$

356,838.39 356,838.39
 =====

MIGRACION MIGRA 27/10/2010 15:49:17

REVISADO POR _____

CONTADOR _____



POLIZA DE DIARIO

Fecha Doc. Tipo y Numero Doc.
29/10/2010 09811-201010000011 CONTABILIDAD

| Cuenta/Desc. Auxiliar | Auxiliar Nombre de la Cuenta / Descripción del Movimiento | Debitos | Creditos |
|-----------------------|--|-----------|-----------|
| 104101.9901 | CUENTAS POR COBRAR Ints. Dev. No Per. Oct2010 | 74,315.07 | .00 |
| 101103.0101.01 | BCO. G&T CONTINENTAL 1-37221-9 Ints. Dev. Y Per. Oct2010 | 74,315.07 | .00 |
| 799101.01 | IMPUESTO SOBRE LA RENTA REGIMEN GENERAL Prov. ISR OCT2010 | 7,431.51 | .00 |
| 601101.0201.0201 | INTERESES TITULOS-VALORES BCO. INDUSTRIA Ints. Dev. No Per. Oct2010 | .00 | 74,315.07 |
| 601101.0201.0204 | INTERESES TITULOS-VALORES BCO. G&T CONTI Ints. Dev. Y Per. Oct2010 | .00 | 74,315.07 |
| 305101.0501.01 | ISR POR PAGAR 5% Prov. ISR OCT2010 | .00 | 7,431.51 |

Total Debitos y Creditos
 Concepto: Ints. Dev. Y Per. Oct2010

REVISADO POR _____

CONTADOR _____



 156,061.65 156,061.65
 =====
 MIGRACION MIGRA 29/10/2010 15:49:17

POLIZA DE DIARIO

Fecha Doc. Tipo y Numero Doc.
29/10/2010 09811-201010000012 CONTABILIDAD

| Cuenta/Desc. Auxiliar | Auxiliar Nombre de la Cuenta / Descripción del Movimiento | Debitos | Creditos |
|-----------------------|--|----------|----------|
| 101603.0101.01 | BCO. G&T CONTI 158017480 Pago Cuota Maria Ines Castro | 805.26 | .00 |
| 101603.80 | DIFERENCIAL CAMBIARIO Pago Cuota Maria Ines Castro | 5,671.33 | .00 |
| 799101.01 | IMPUESTO SOBRE LA RENTA REGIMEN GENERAL Pago Cuota Maria Ines Castro | 146.14 | .00 |
| 704101.01 | FLUCTUACION DE TIPO DE CAMBIO Reg. Fluc. TC 8.04286 | 4,605.51 | .00 |
| 103601.0101.01 | CARTERA DE CREDITO BECAS Pago Cuota Maria Ines Castro | .00 | 256.87 |
| 103601.80 | DIFERENCIAL CAMBIARIO Pago Cuota Maria Ines Castro | .00 | 1,809.11 |
| 601101.0301.01 | INTERESES BENEFICIARIOS CREDITOS BECAS Pago Cuota Maria Ines Castro | .00 | 2,922.78 |
| 305101.0501.02 | IVA POR PAGAR Pago Cuota Maria Ines Castro | .00 | 350.73 |
| 104601.9901 | SEGUROS SOBRE BENEFICIARIOS CREDITO-BECA Pago Cuota Maria Ines Castro | .00 | 141.38 |
| 104601.80 | Diferencial Cambiario Pago Cuota Maria Ines Castro | .00 | 995.72 |
| 305101.0501.01 | ISR POR PAGAR 5% Pago Cuota Maria Ines Castro | .00 | 146.14 |
| 101603.80 | DIFERENCIAL CAMBIARIO Reg. Fluc. TC 8.04286 | .00 | 4,605.51 |

Total Debitos y Creditos
Concepto: Pago Cuota Maria Ines Castro

11,228.24 11,228.24
=====

MIGRACION MIGRA 29/10/2010 15:49:17

REVISADO POR

CONTADOR



POLIZA DE DIARIO

Fecha Doc. Tipo y Numero Doc.
30/10/2010 09811-201010000013 CONTABILIDAD

| Cuenta/Desc. Auxiliar | Auxiliar Nombre de la Cuenta / Descripción del Movimiento | Debitos | Creditos |
|-----------------------|--|----------|----------|
| 101103.0101.01 | BCO. G&T CONTINENTAL 1-37221-9 Pago Carlos Hacohe Oct2010 | 2,967.70 | .00 |
| 799101.01 | IMPUESTO SOBRE LA RENTA REGIMEN GENERAL Pago Carlos Hacohe Oct2010 | 16.66 | .00 |
| 103601.0101.01 | CARTERA DE CREDITO BECAS Pago Carlos Hacohe Oct2010 | .00 | 312.49 |
| 103601.80 | DIFERENCIAL CAMBIARIO Pago Carlos Hacohe Oct2010 | .00 | 2,224.93 |
| 601101.0301.01 | INTERESES BENEFICIARIOS CREDITOS BECAS Pago Carlos Hacohe Oct2010 | .00 | 333.21 |
| 305101.0501.02 | IVA POR PAGAR Pago Carlos Hacohe Oct2010 | .00 | 39.99 |
| 104601.9901 | SEGUROS SOBRE BENEFICIARIOS CREDITO-BECA Pago Carlos Hacohe Oct2010 | .00 | 7.03 |
| 104601.80 | Diferencial Cambiario Pago Carlos Hacohe Oct2010 | .00 | 50.05 |
| 305101.0501.01 | ISR POR PAGAR 5% Pago Carlos Hacohe Oct2010 | .00 | 16.66 |

Total Debitos y Creditos
 Concepto: Pago Carlos Hacohe Oct2010

 2,984.36 2,984.36
 =====

MIGRACION MIGRA 30/10/2010 15:49:17

REVISADO POR _____

CONTADOR _____



POLIZA DE DIARIO

Fecha Doc. Tipo y Numero Doc.
31/10/2010 09811-201010000014 CONTABILIDAD

| Cuenta/Desc. Auxiliar | Auxiliar Nombre de la Cuenta / Descripción del Movimiento | Debitos | Creditos |
|-----------------------|--|----------|----------|
| 101603.0101.01 | BCO. G&T CONTI 158017480 Pago de Vilma Elizabeth Porres | 283.38 | .00 |
| 101603.80 | DIFERENCIAL CAMBIARIO Pago de Vilma Elizabeth Porres | 1,995.81 | .00 |
| 799101.01 | IMPUESTO SOBRE LA RENTA REGIMEN GENERAL Pago de Vilma Elizabeth Porres | 7.77 | .00 |
| 103601.0101.01 | CARTERA DE CREDITO BECAS Pago de Vilma Elizabeth Porres | .00 | 256.31 |
| 103601.80 | DIFERENCIAL CAMBIARIO Pago de Vilma Elizabeth Porres | .00 | 1,805.16 |
| 601101.0301.01 | INTERESES BENEFICIARIOS CREDITOS BECAS Pago de Vilma Elizabeth Porres | .00 | 155.47 |
| 305101.0501.02 | IVA POR PAGAR Pago de Vilma Elizabeth Porres | .00 | 18.66 |
| 104601.9901 | SEGUROS SOBRE BENEFICIARIOS CREDITO-BECA Pago de Vilma Elizabeth Porres | .00 | 5.42 |
| 104601.80 | Diferencial Cambiario Pago de Vilma Elizabeth Porres | .00 | 38.17 |
| 305101.0501.01 | ISR POR PAGAR 5% Pago de Vilma Elizabeth Porres | .00 | 7.77 |

Total Debitos y Creditos
 Concepto: Pago de Vilma Elizabeth Porres

 2,286.96 2,286.96

MIGRACION MIGRA 31/10/2010 15:49:17

REVISADO POR _____

CONTADOR _____



POLIZA DE DIARIO

Fecha Doc. Tipo y Numero Doc.
31/10/2010 09811-201010000015 CONTABILIDAD

| Cuenta/Desc. Auxiliar | Auxiliar Nombre de la Cuenta / Descripción del Movimiento | Debitos | Creditos |
|-----------------------|--|---------|----------|
| 101103.0102.01 | BCO. INDUSTRIAL CTA. 06-14786-8 Ints. Oct2010 | 87.36 | .00 |
| 799101.01 | IMPUESTO SOBRE LA RENTA REGIMEN GENERAL Prov. ISR OCT2010 | 4.37 | .00 |
| 101103.0101.01 | BCO. G&T CONTINENTAL 1-37221-9 Ints. Oct2010 | 54.81 | .00 |
| 799101.01 | IMPUESTO SOBRE LA RENTA REGIMEN GENERAL Prov. ISR OCT2010 | 2.74 | .00 |
| 101603.0101.01 | BCO. G&T CONTI 158017480 Ints. Oct2010 | 99.51 | .00 |
| 101603.80 | DIFERENCIAL CAMBIARIO Ints. Oct2010 | 700.83 | .00 |
| 799101.01 | IMPUESTO SOBRE LA RENTA REGIMEN GENERAL Prov. ISR OCT2010 | 40.02 | .00 |
| 601101.0101.02 | INTERES CAPITALIZADOS CTA. 06-14786-8 BC Ints. Oct2010 | .00 | 87.36 |
| 305101.0501.01 | ISR POR PAGAR 5% Prov. ISR OCT2010 | .00 | 4.37 |
| 601101.0101.01 | INTERESES CAPITALIZADOS 1-37221-9 Ints. Oct2010 | .00 | 54.81 |
| 305101.0501.01 | ISR POR PAGAR 5% Prov. ISR OCT2010 | .00 | 2.74 |
| 601101.0101.04 | INTERESES CAP. CTA. 1-5801748-0 (5%) Ints. Oct2010 | .00 | 800.34 |
| 305101.0501.01 | ISR POR PAGAR 5% Prov. ISR OCT2010 | .00 | 40.02 |



Total Debitos y Creditos
 Concepto: Ints. Oct2010

 989.64 989.64
 =====

MIGRACION MIGRA 31/10/2010 15:49:18

REVISADO POR _____

CONTADOR _____

Fecha Doc. Tipo y Numero Doc.
31/10/2010 09811-201010000016 CONTABILIDAD

| Cuenta/Desc. Auxiliar | Auxiliar Nombre de la Cuenta / Descripción del Movimiento | Debitos | Creditos |
|-----------------------|---|-----------|-----------|
| 309101.0201.01 | INTERESES PERCIBIDOS NO DEVENGADOS BCO. Reg. Ints. Dev. Perci Oct10 | 35,034.25 | .00 |
| 309101.0202.01 | INTERESES PERCIBIDOS NO DEVENGADOS BCO. Reg. Ints. Dev. Perci Oct10 | 35,034.25 | .00 |
| 309101.0201.01 | INTERESES PERCIBIDOS NO DEVENGADOS BCO. Reg. S/Ints. Sep2010. | 33,904.11 | .00 |
| 309101.0202.01 | INTERESES PERCIBIDOS NO DEVENGADOS BCO. Reg. S/Ints. Sep2010. | 33,904.11 | .00 |
| 309101.0201.01 | INTERESES PERCIBIDOS NO DEVENGADOS BCO. Reg. S/Ints. Sep2010. | 33,904.11 | .00 |
| 309101.0202.01 | INTERESES PERCIBIDOS NO DEVENGADOS BCO. Reg. S/Ints. Sep2010. | 33,904.11 | .00 |
| 799101.01 | IMPUESTO SOBRE LA RENTA REGIMEN GENERAL Reg. De Isr Pagado Antic. | 1,751.71 | .00 |
| 799101.01 | IMPUESTO SOBRE LA RENTA REGIMEN GENERAL Reg. De Isr Pagado Antic. | 1,751.71 | .00 |
| 601101.0201.0205 | INTERESES TITULOS-VALORES BCO. INDUSTRIA Reg. Ints. Dev. Perci Oct10 | .00 | 35,034.25 |
| 601101.0201.0206 | INTERESES TITULOS-VALORES BCO. G&T CONT. Reg. Ints. Dev. Perci Oct10 | .00 | 35,034.25 |
| 601101.0201.0205 | INTERESES TITULOS-VALORES BCO. INDUSTRIA Reg. S/Ints. Sep2010. | .00 | 33,904.11 |
| 601101.0201.0206 | INTERESES TITULOS-VALORES BCO. G&T CONT. Reg. S/Ints. Sep2010. | .00 | 33,904.11 |
| 601101.0201.0205 | INTERESES TITULOS-VALORES BCO. INDUSTRIA Reg. S/Ints. Sep2010. | .00 | 33,904.11 |
| 601101.0201.0206 | INTERESES TITULOS-VALORES BCO. G&T CONT. Reg. S/Ints. Sep2010. | .00 | 33,904.11 |
| 110103.0301.01 | IMPUESTO DE ISR PAGADO ANTICIPADO Reg. De Isr Pagado Antic. | .00 | 1,751.71 |
| 110103.0301.01 | IMPUESTO DE ISR PAGADO ANTICIPADO Reg. De Isr Pagado Antic. | .00 | 1,751.71 |

Total Debitos y Creditos
 Concepto: Reg. De Isr Pagado Antic.

REVISADO POR _____

CONTADOR _____



209,188.36 209,188.36

MIGRACION

MIGRA 31/10/2010 15:49:18

POLIZA DE DIARIO

Fecha Doc. Tipo y Numero Doc.
31/10/2010 09811-201010000017 CONTABILIDAD

| Cuenta/Desc. Auxiliar | Auxiliar Nombre de la Cuenta / Descripción del Movimiento | Debitos | Creditos |
|-----------------------|--|-----------|-----------|
| 104601.9902 | CONDONACIONES Reg. Con. 50% Maria Ines Castr | 9,247.34 | .00 |
| 104601.80 | Diferencial Cambiario Reg. Con. 50% Maria Ines Castr | 65,127.72 | .00 |
| 705103.01 | CONDONACIONES Reg. Con. 50% Maria Ines Castr | 74,375.06 | .00 |
| 103601.0101.01 | CARTERA DE CREDITO BECAS Reg. Con. 50% Maria Ines Castr | .00 | 9,247.34 |
| 103601.80 | DIFERENCIAL CAMBIARIO Reg. Con. 50% Maria Ines Castr | .00 | 65,127.72 |
| 201604.0101 | CONDONACIONES Reg. Con. 50% Maria Ines Castr | .00 | 9,247.34 |
| 201604.80 | Diferencial Cambiario Reg. Con. 50% Maria Ines Castr | .00 | 65,127.72 |

Total Debitos y Creditos
 Concepto: Reg. Con. 50% Maria Ines Castr

 148,750.12 148,750.12
 =====

MIGRACION MIGRA 31/10/2010 15:49:18

REVISADO POR _____

CONTADOR _____



Fecha Doc. Tipo y Numero Doc.
31/10/2010 09811-201010000018 CONTABILIDAD

| Cuenta/Desc. Auxiliar | Auxiliar Nombre de la Cuenta / Descripción del Movimiento | Debitos | Creditos |
|-----------------------|--|------------|------------|
| 104601.9902 | CONDONACIONES Reg. Con. 50% Monica Ma. Alexx | 17,454.80 | .00 |
| 104601.80 | Diferencial Cambiario Reg. Con. 50% Monica Ma. Alexx | 122,931.71 | .00 |
| 705103.01 | CONDONACIONES Reg. Con. 50% Monica Ma. Alexx | 140,386.51 | .00 |
| 103601.0101.01 | CARTERA DE CREDITO BECAS Reg. Con. 50% Monica Ma. Alexx | .00 | 17,454.80 |
| 103601.80 | DIFERENCIAL CAMBIARIO Reg. Con. 50% Monica Ma. Alexx | .00 | 122,931.71 |
| 201604.0101 | CONDONACIONES Reg. Con. 50% Monica Ma. Alexx | .00 | 17,454.80 |
| 201604.80 | Diferencial Cambiario Reg. Con. 50% Monica Ma. Alexx | .00 | 122,931.71 |

Total Debitos y Creditos
 Concepto: Reg. Con. 50% Monica Ma. Alexx

 280,773.02 280,773.02
 =====

MIGRACION MIGRA 31/10/2010 15:49:18

REVISADO POR _____

CONTADOR _____



P O L I Z A D E D I A R I O

Fecha Doc. Tipo y Numero Doc.
31/10/2010 09811-201010000019 CONTABILIDAD

| Cuenta/Desc. Auxiliar | Auxiliar Nombre de la Cuenta / Descripción del Movimiento | Debitos | Creditos |
|-----------------------|--|----------|----------|
| 903602.0101 | INTERESES POR DEVENGAR BENEF. CREDITO BE Regularico Int. Causados | 368.25 | .00 |
| 903602.80 | DIFERENCIAL CAMBIARIO Regularico Int. Causados | 2,593.53 | .00 |
| 999999 | CUENTAS DE ORDEN POR CONTRA Regularico Int. Causados | 1,885.53 | .00 |
| 903602.0102 | SEGUROS POR COBRAR BENE. CREDITO BECA Regularico Int. Causados | .00 | 234.44 |
| 999999 | CUENTAS DE ORDEN POR CONTRA Regularico Int. Causados | .00 | 2,961.78 |
| 903602.80 | DIFERENCIAL CAMBIARIO Regularico Int. Causados | .00 | 1,651.09 |

Total Debitos y Creditos
 Concepto: Regularico Int. Causados

 4,847.31 4,847.31
 =====

MIGRACION MIGRA 31/10/2010 15:49:18

REVISADO POR _____

CONTADOR _____



TRANSFERENCIAS A BENEFICIARIOS

OCTUBRE 2010

| No. | Nombres | Apellidos | Cédula | Dirección Residencia | Ciudad | País | Manut. US\$ | Total US\$ | Banco | Dirección | Códigos especiales | Titular de la cuenta | No. de cuenta |
|-----|-------------|-------------|-----------|--|---------------------|------------|-------------|------------|--------------|--|--------------------|----------------------|---------------|
| 1 | José Miguel | Paez Lucero | U22 21556 | Campus Walter Kissling Gam, Casa #6, del Vivero Procesa # 1 2 Km al oeste, La Garita, Alajuela, Costa Rica | La Garita, Alajuela | Costa Rica | 700.00 | 700.00 | BAC San José | San José - Costa Rica entre avenidas 3 y 5 calle 0 | SWIFT: BSNJCRSJ | José Miguel Paez | 909380088 |
| | | | | | | | 700.00 | 700.00 | | | | | |

[Handwritten signature]

MdD
Guatemala 15 de octubre 2010



[Handwritten notes and stamps in the top right corner, including the number '11:16' and a signature 'MJA'.

Alajuela, Costa Rica
15 de Octubre de 2010

Señores
Guatefuturo
Presente

Por medio de la presente hago constar que el señor **José Miguel Páez Lucero**, de nacionalidad guatemalteca, pasaporte #00021556, cursa el Segundo Año de la Maestría en Administración de Empresas impartida en nuestro Campus de Costa Rica.

El señor **Páez** realizará su Management Consulting Practice del 22 de Octubre al 20 de Diciembre del presente año, en la empresa Panamá Pacific, ubicada en Panamá, dicho proyecto es parte de los requisitos de su Maestría.

Se extiende la presente a solicitud del interesado a los quince días del mes de Octubre del 2010.

Atentamente,



Roberto Ramírez
Director Administrativo de Maestrías



INCAE BUSINESS SCHOOL
DIRECCION DE MAESTRIAS
COSTA RICA

Jules
9/11

www.incae.edu

Campus Nicaragua: (505) 265-8141 - Campus Costa Rica: (506) 2437-2200